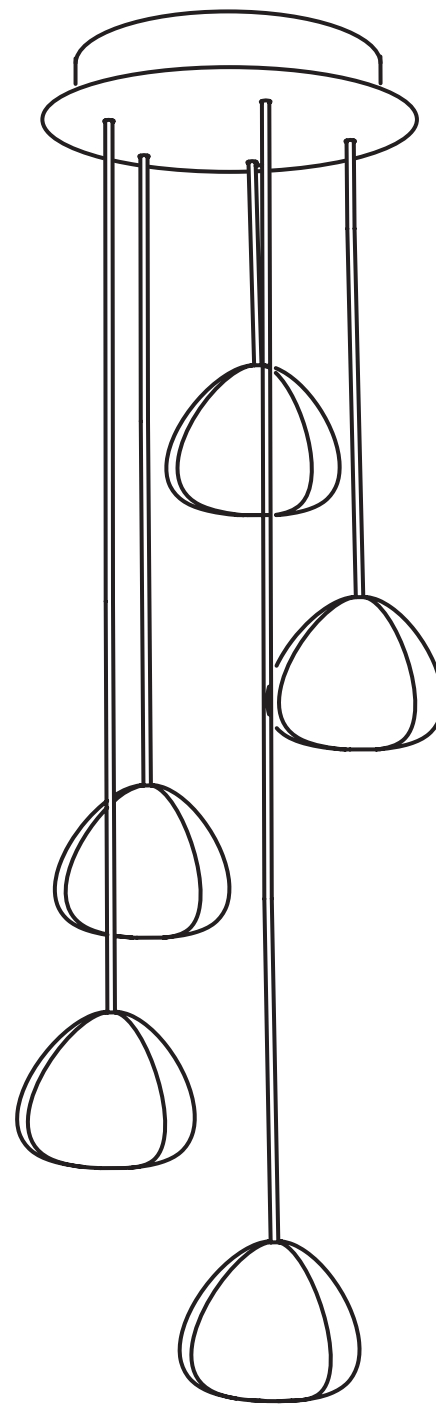


TERZANI
LA LUCE PENSATA

Mizu 5 light pendant

0R05S-F



Design Nicolas Terzani

TERZANI
LA LUCE PENSATA

MIZU

CODE 0R05S -- -- F

230-240V ~ 50/60Hz MAX 50W

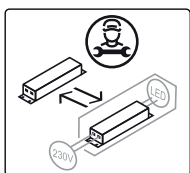
5xMAX 10W G4 12V

Halogen

or

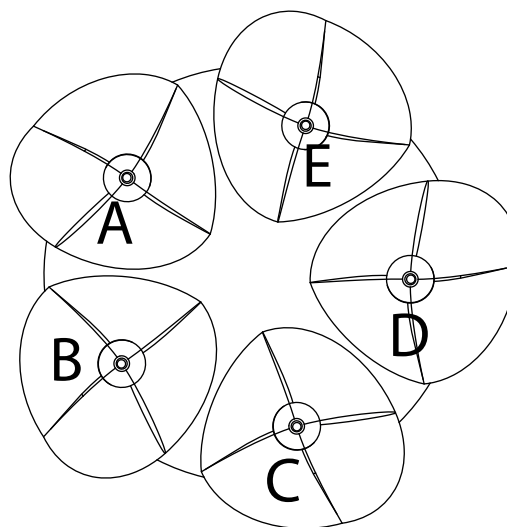
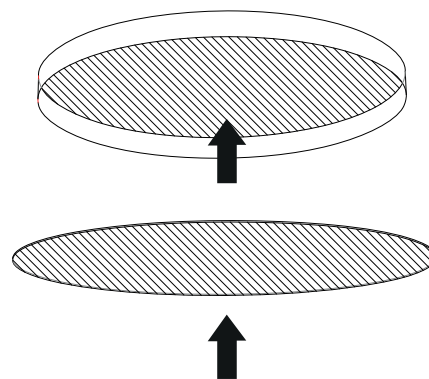
5xMAX 2W G4 12Vac

LED



FOLLOW THE LETTERS TO PLACE THE PENDANTS IN THE CORRECT POSITION

TOP VIEW:



FRONT VIEW





MIZU

CODE 0R05S -- F

230-240V ~ 50/60Hz MAX 50W

5xMAX 10W G4 12V



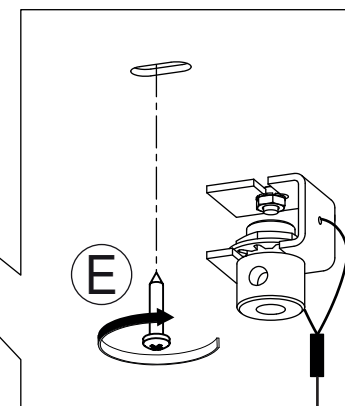
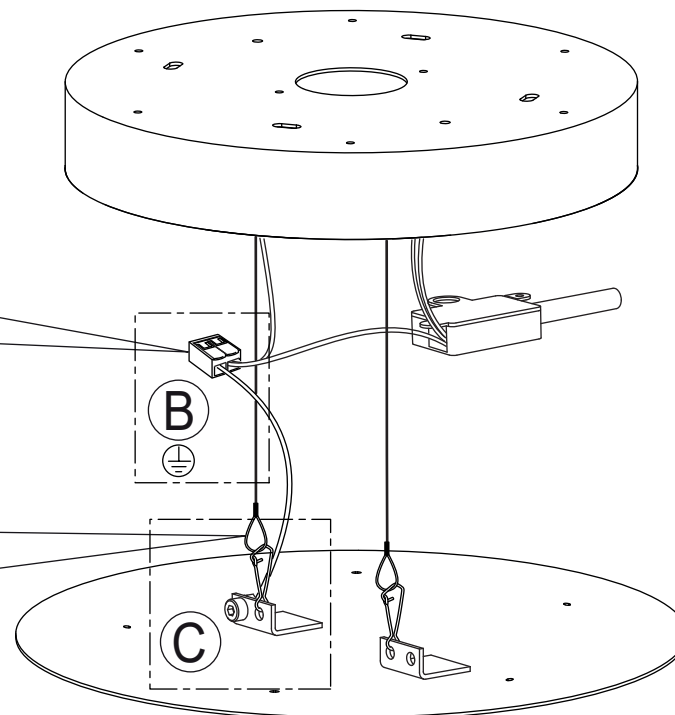
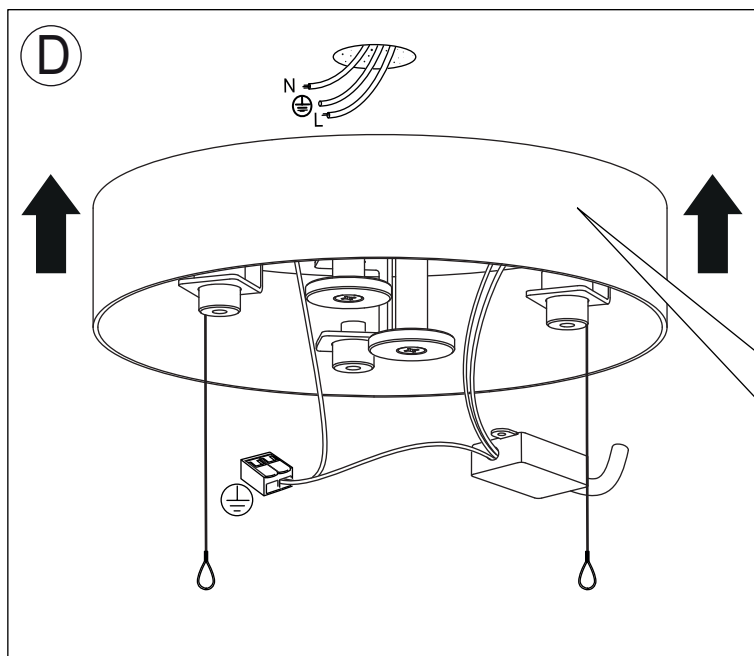
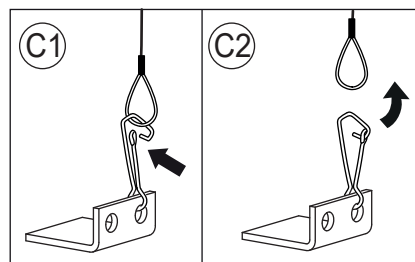
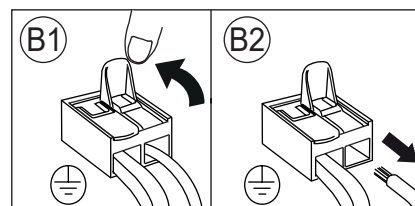
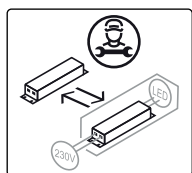
Halogen

or

5xMAX 2W G4 12Vac



LED



TERZANI

LA LUCE PENSATA

MIZU

CODE 0R05S -- F

230-240V ~ 50/60Hz MAX 50W

5xMAX 10W G4 12V



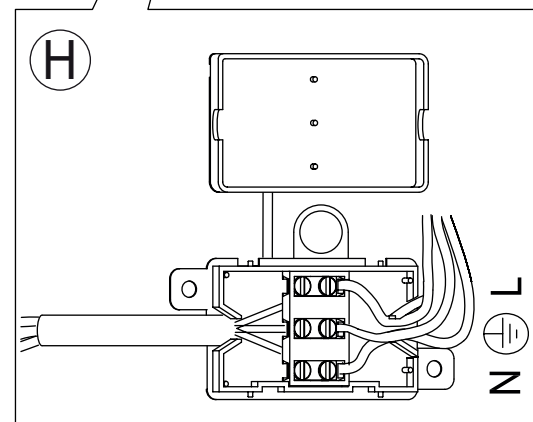
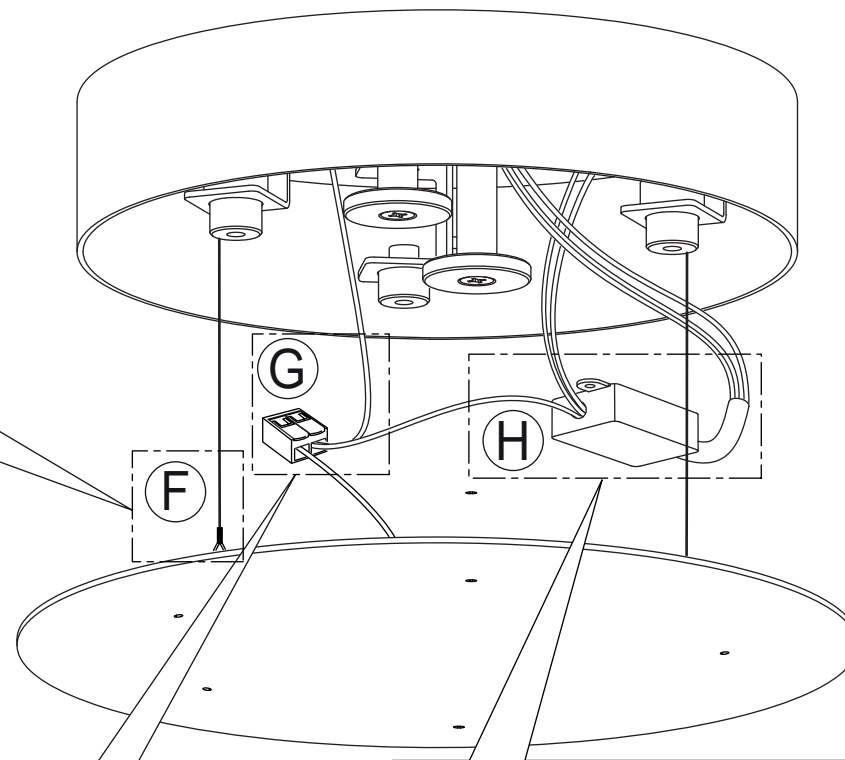
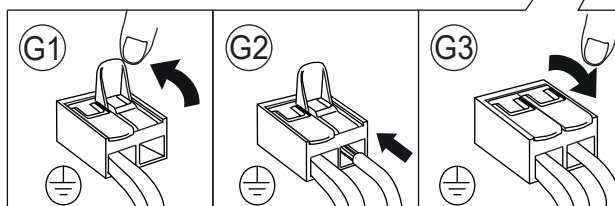
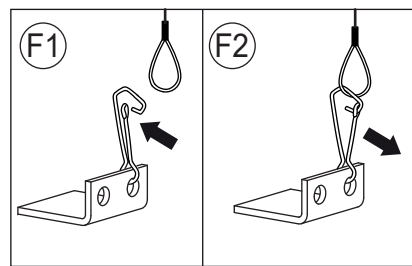
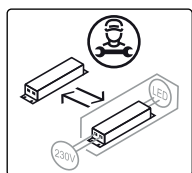
Halogen

or

5xMAX 2W G4 12Vac



LED



TERZANI

LA LUCE PENSATA

MIZU

CODE 0R05S -- F

230-240V ~ 50/60Hz MAX 50W

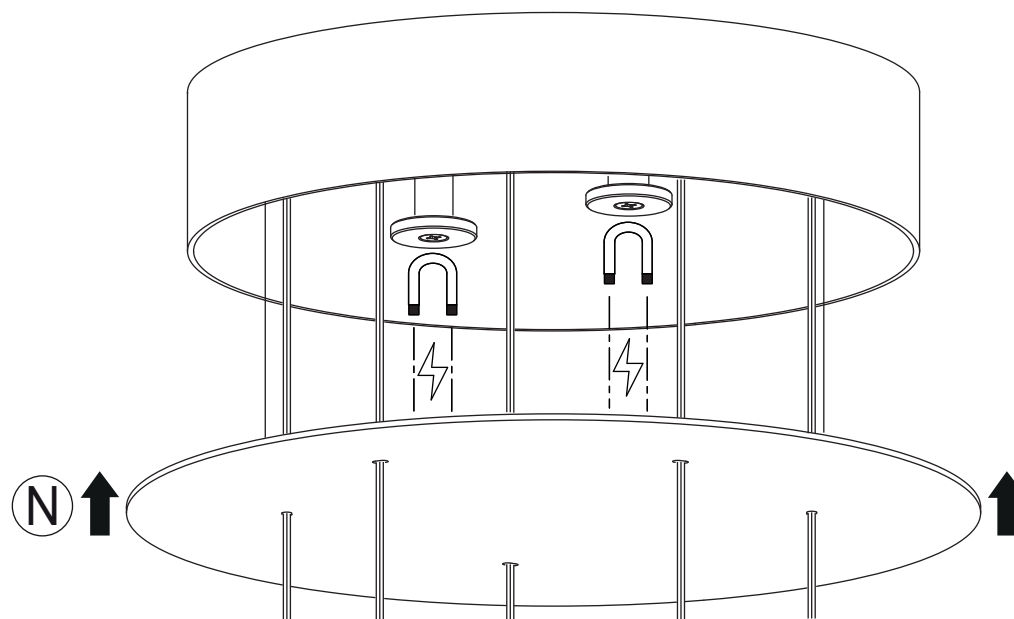
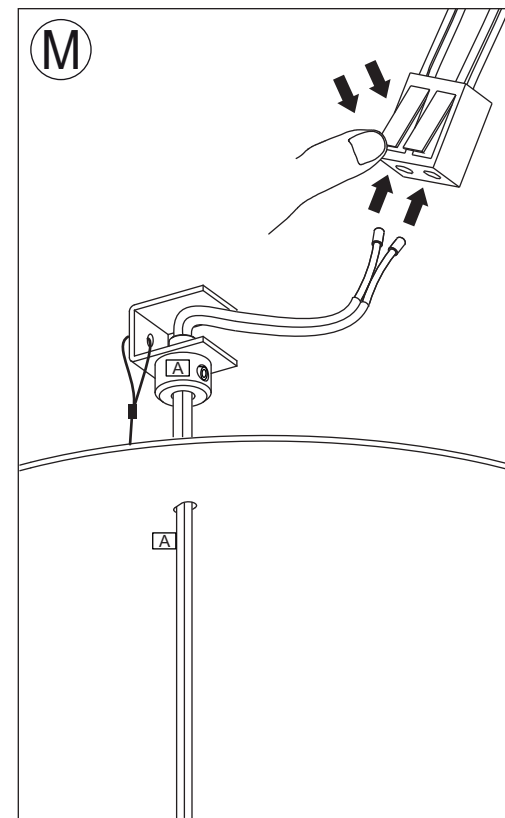
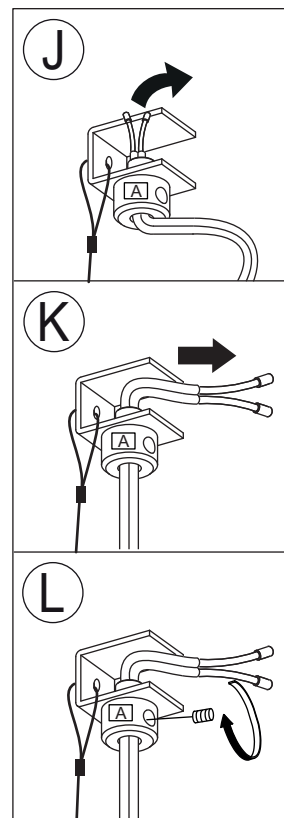
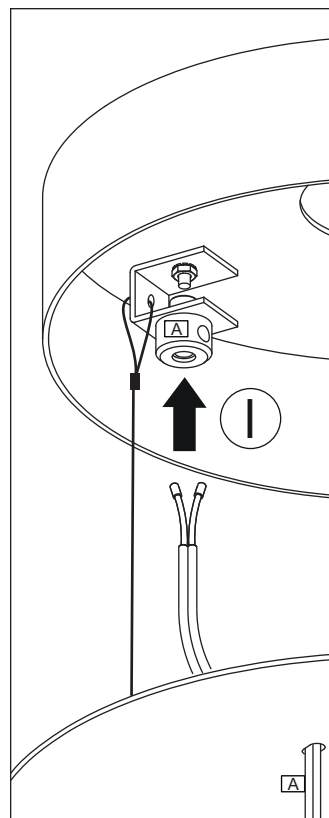
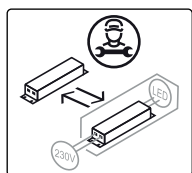
5xMAX 10W G4 12V

Halogen

or

5xMAX 2W G4 12Vac

LED



TERZANI
LA LUCE PENSATA

MIZU


CODE 0R05S -- -- F

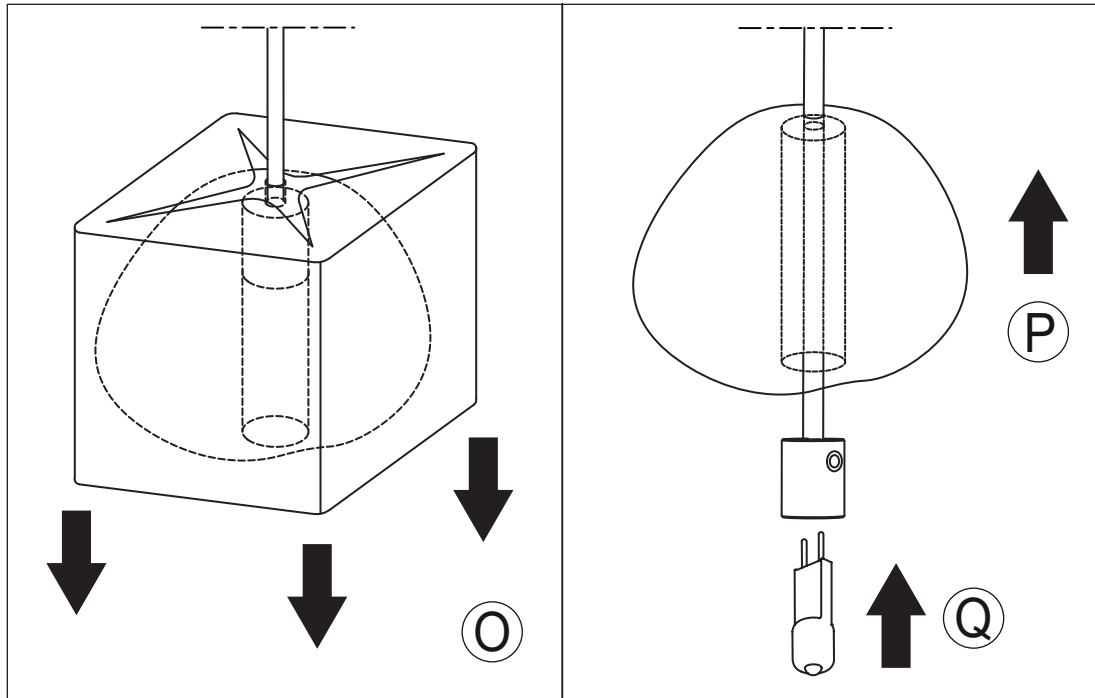
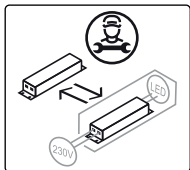
230-240V ~ 50/60Hz MAX 50W

5xMAX 10W G4 12V 

Halogen

or

5xMAX 2W G4 12Vac 
LED



CAUTION!

IT
questo prodotto non è compatibile con le lampadine LED G4 12V a marchio Beghelli

UK
this product is not compatible with Beghelli branded G4 12V LED bulbs

FR
cet produit n'est pas compatible avec les ampoules LED G4 12V marquée Beghelli

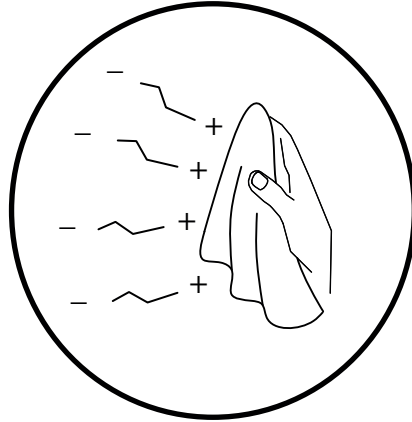
DE
Das Produkt ist nicht kompatibel mit LED G4 12V Leuchtmittel Beghelli

RU
Это изделие не совместимо со светодиодными лампами LED Beghelli G4 12V

عربي
هذا المنتج لا يتوافق مع مصابيح LED G4 12V من نوع بيغيلي Beghelli

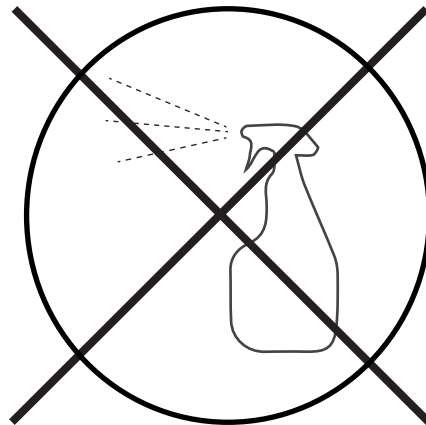
CLEANING INSTRUCTIONS

YES



- IT** Usare panno elettrostatico asciutto
UK Use dry electrostatic cloth
FR Utiliser un chiffon électrostatique sec
DE Verwenden sie ein trockenes elektrostattuch
PY Использовать сухую электростатическую ткань
عربي استخدم قطعة قماش جافة كهرباء

NO



- IT** Non usare prodotti chimici | Usare prodotti specifici solo per cristalli e vetri
UK Do not use chemical products | Use specific products only for crystals and glass
FR Ne pas utiliser des produits chimiques | N'utiliser des produits spécifiques que pur les cristaux et le verre
DE Verwenden Sie keine Chemikalien | Verwenden Sie bitte nur Glas-bzw Kristallreiniger
PY Нельзя использовать химикаты | Использовать только специальные средства для хрусталя и стекла
عربي لا تستخدم المنتجات الكيماوية | استعمل مواد مخصصة للكريستال والزجاج فقط

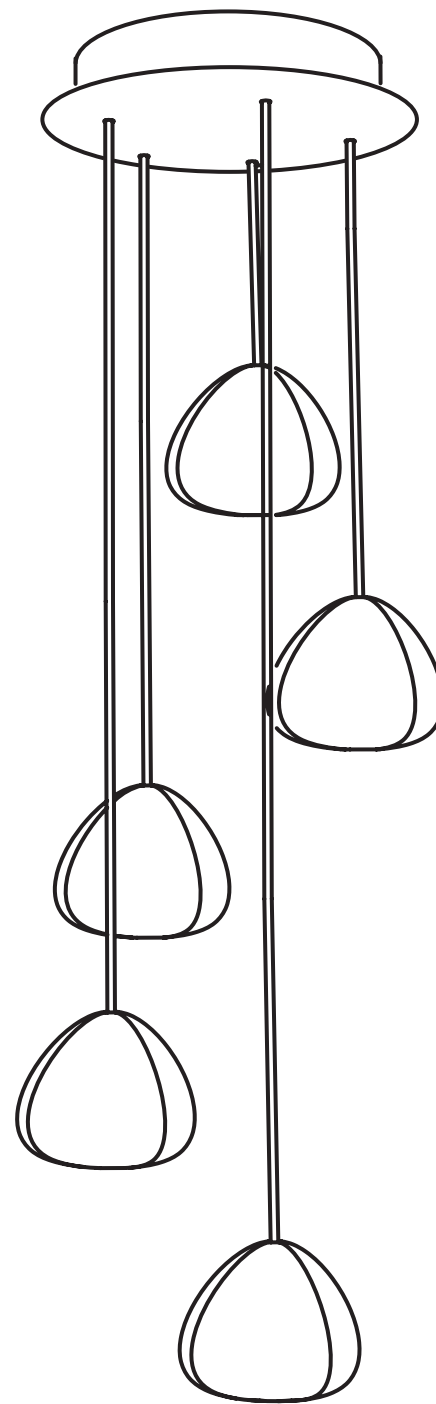


IT Conservare questa istruzione per la manutenzione | **UK** Keep these instructions for maintenance
FR Garder ces instructions pour l'entretien | **DE** Dies Wartungsanleitung ist aufzubewahren
PY Сохраните эту инструкцию по эксплуатации | عربي احتفظ بهذه الإرشادات للصيانة

TERZANI
LA LUCE PENSATA

Mizu 5 light pendant

0R05S-FL



Design Nicolas Terzani



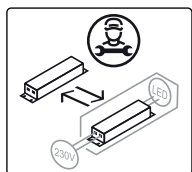
MIZU

CODE 0R05S -- -- FL

220-240V ~ 50/60Hz MAX 10W

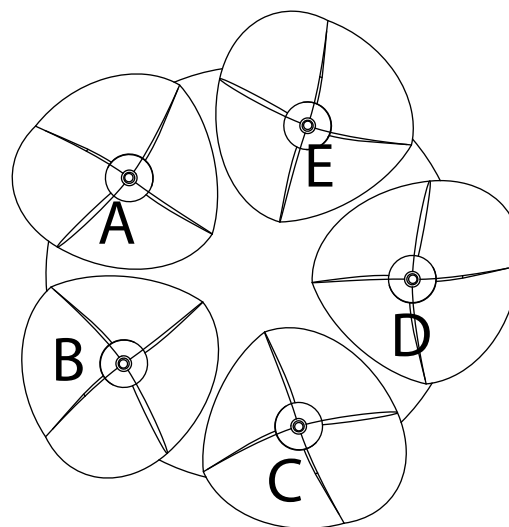
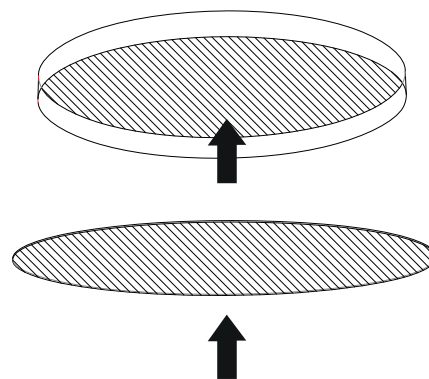
5xMAX 2W G4 12Vdc

LED



FOLLOW THE LETTERS TO PLACE THE PENDANTS IN THE CORRECT POSITION

TOP VIEW:



FRONT VIEW





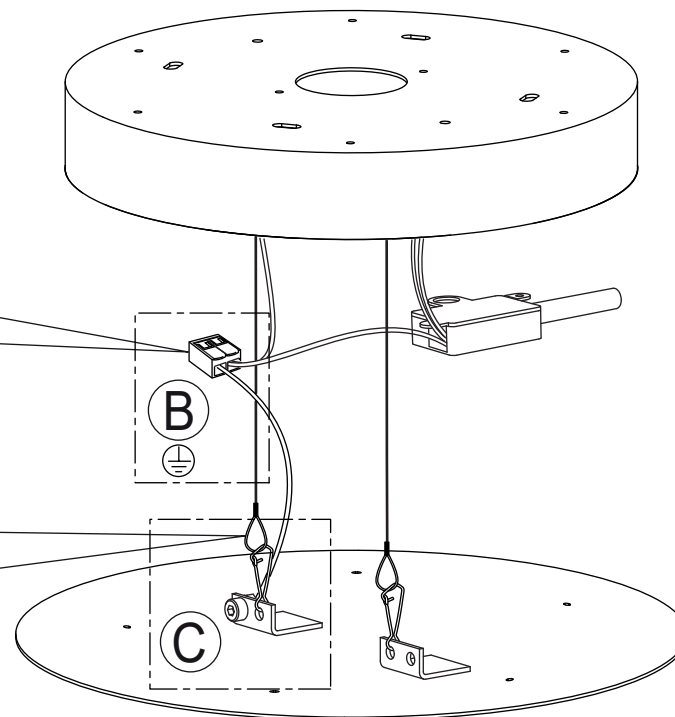
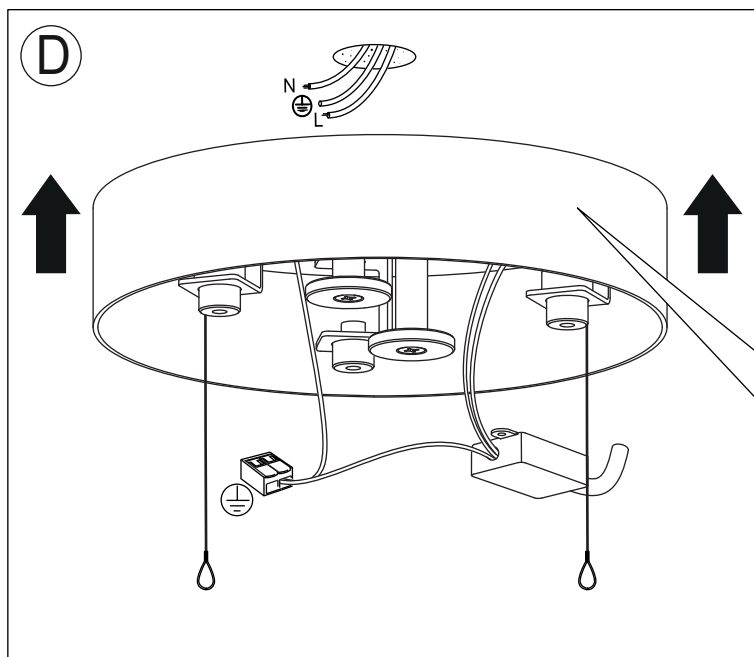
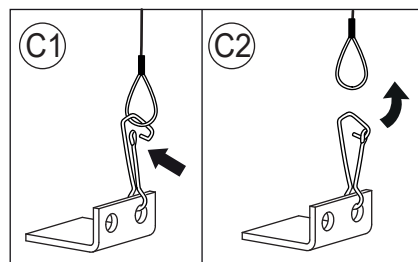
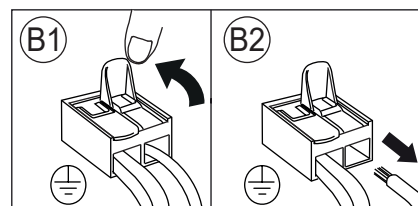
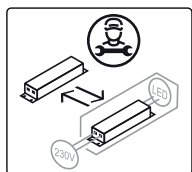
MIZU

CODE 0R05S -- FL

220-240V ~ 50/60Hz MAX 10W

5xMAX 2W G4 12Vdc

LED

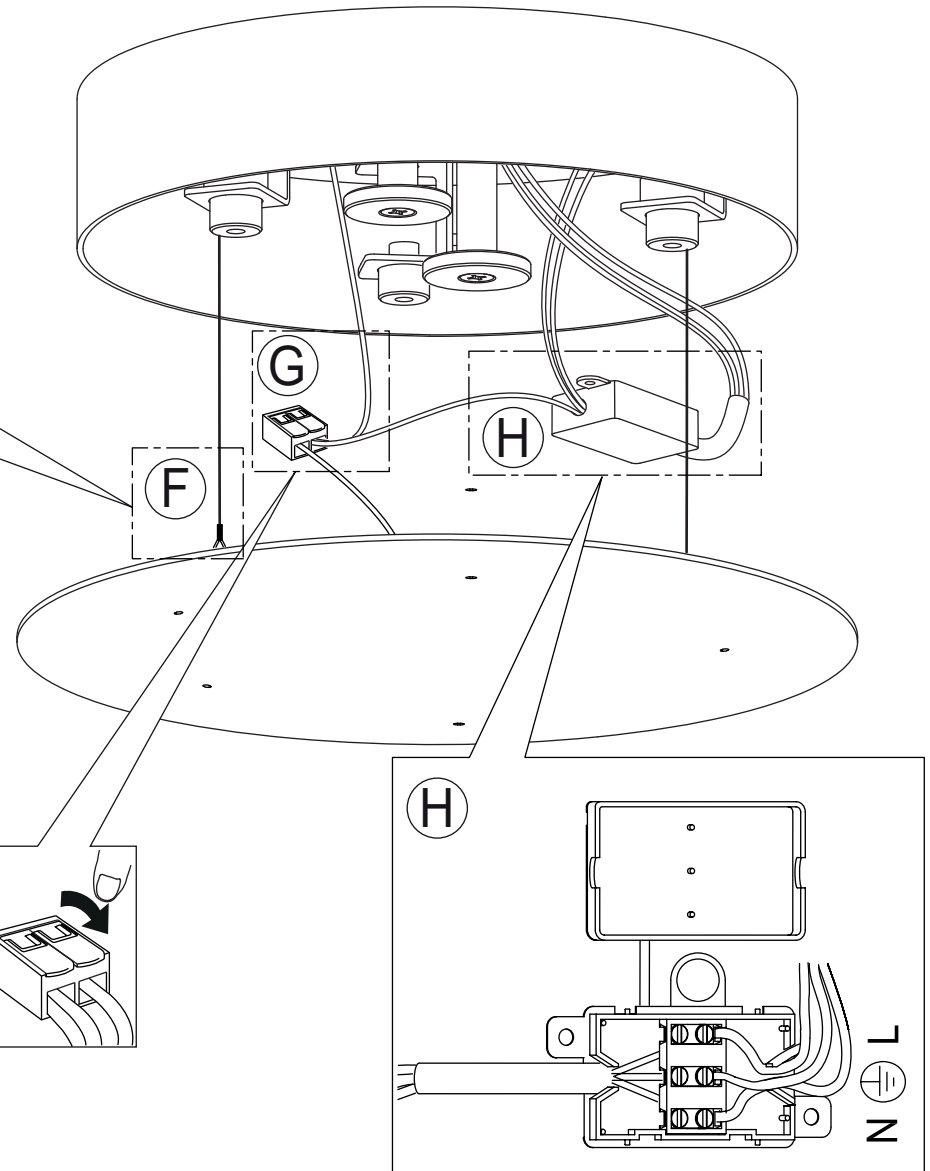
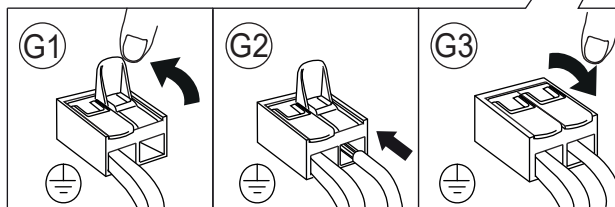
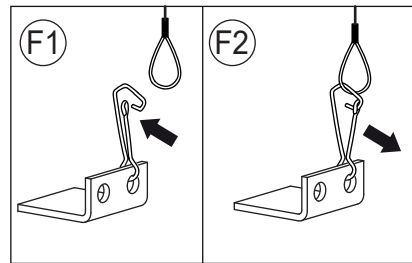
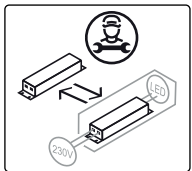


MIZU

CODE 0R05S -- -- FL

220-240V ~ 50/60Hz MAX 10W

5xMAX 2W G4 12Vdc
LED



TERZANI

LA LUCE PENSATA

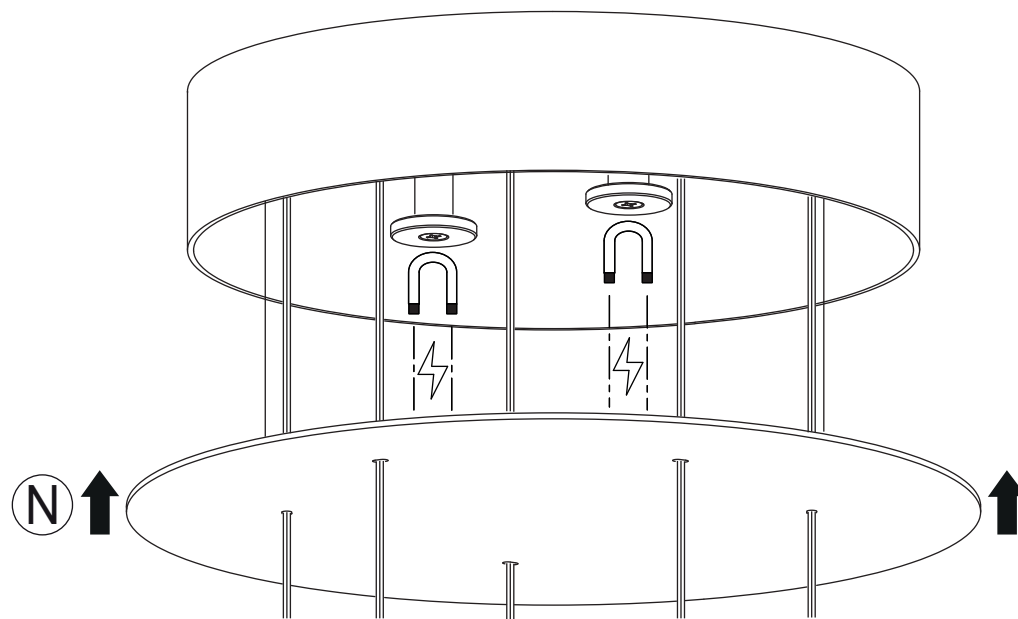
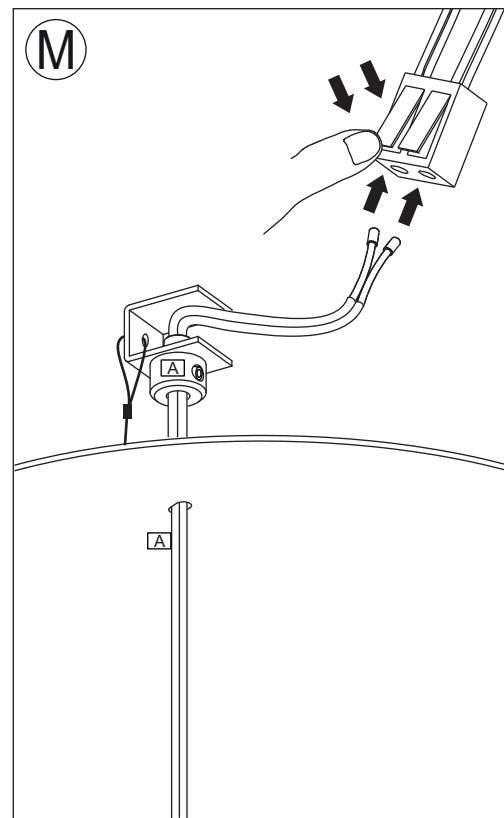
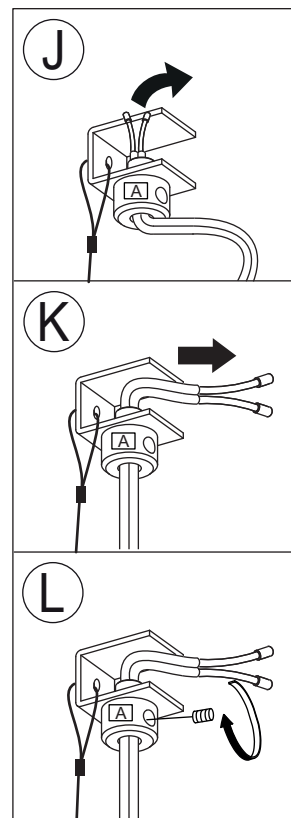
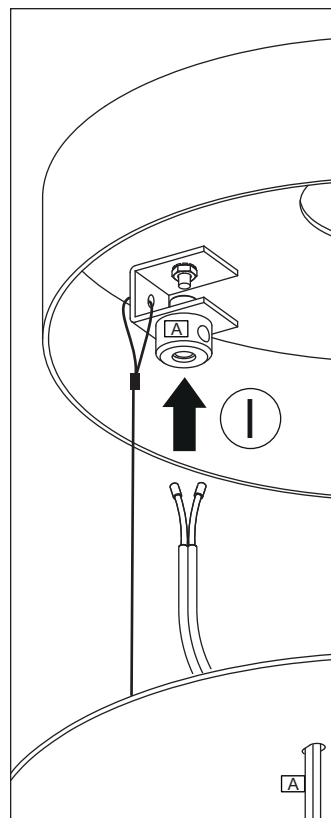
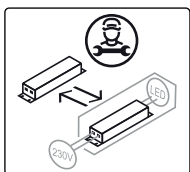
MIZU

CODE 0R05S -- FL

220-240V ~ 50/60Hz MAX 10W

5xMAX 2W G4 12Vdc

LED



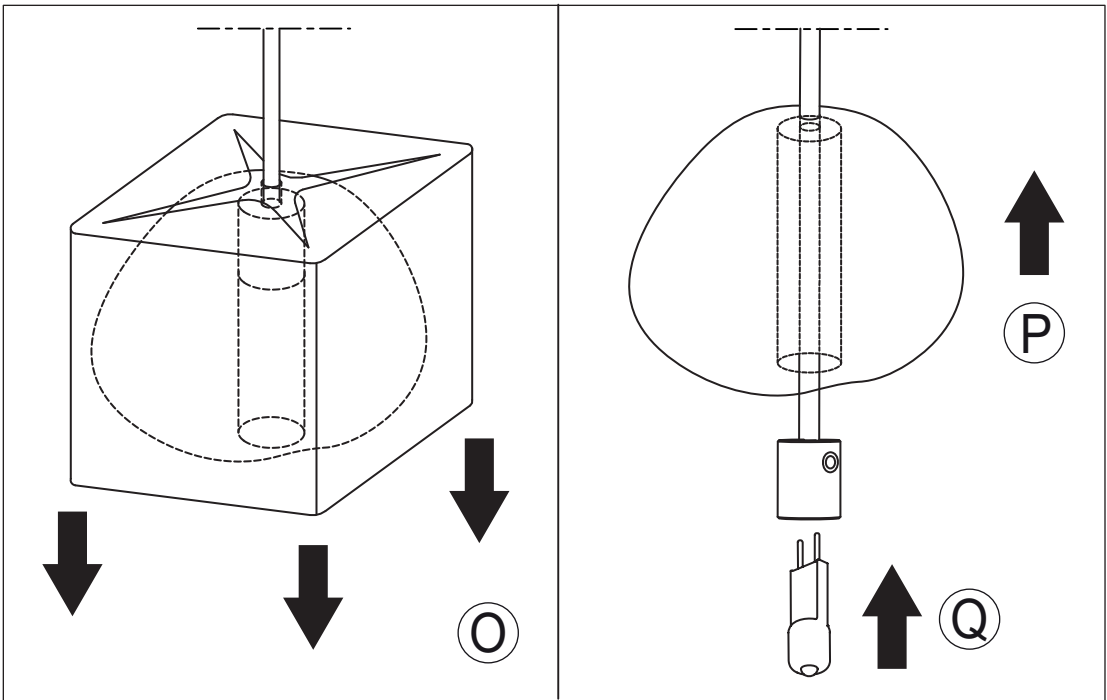
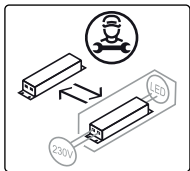


MIZU

CODE 0R05S -- -- FL

220-240V ~ 50/60Hz MAX 10W

5xMAX 2W G4 12Vdc
LED



IT
questo prodotto non
è compatibile con le
lampadine LED G4
12V a marchio
Beghelli

UK
this product is not
compatible with
Beghelli branded G4
12V LED bulbs

FR
cet produit n'est pas
compatible avec les
ampoules LED G4
12V marquée
Beghelli

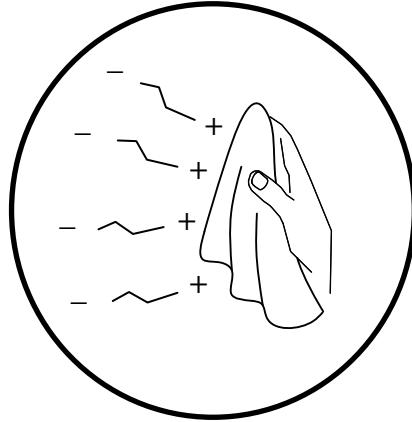
DE
Das Produkt ist nicht
kompatibel mit LED
G4 12V Leuchtmittel
Beghelli

py
Это изделие не
совместимо со
светодиодными
лампами LED Beghelli
G4 12V

عربي
هذا المنتج لا يتوافق مع
مصباح LED G4 12V
من نوع بيغيلي Beghelli

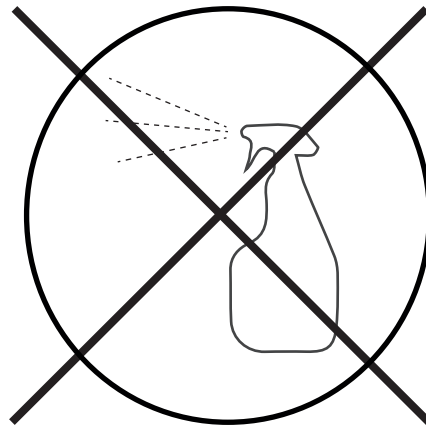
CLEANING INSTRUCTIONS

YES



- IT** Usare panno elettrostatico asciutto
UK Use dry electrostatic cloth
FR Utiliser un chiffon électrostatique sec
DE Verwenden sie ein trockenes elektrostattuch
PY Использовать сухую электростатическую ткань
عربي استخدم قطعة قماش جافة كهرباء

NO



- IT** Non usare prodotti chimici | Usare prodotti specifici solo per cristalli e vetri
UK Do not use chemical products | Use specific products only for crystals and glass
FR Ne pas utiliser des produits chimiques | N'utiliser des produits spécifiques que pur les cristaux et le verre
DE Verwenden Sie keine Chemikalien | Verwenden Sie bitte nur Glas-bzw Kristallreiniger
PY Нельзя использовать химикаты | Использовать только специальные средства для хрусталя и стекла
عربي لا تستخدم المنتجات الكيماوية | استعمل مواد مخصصة للكريستال والزجاج فقط

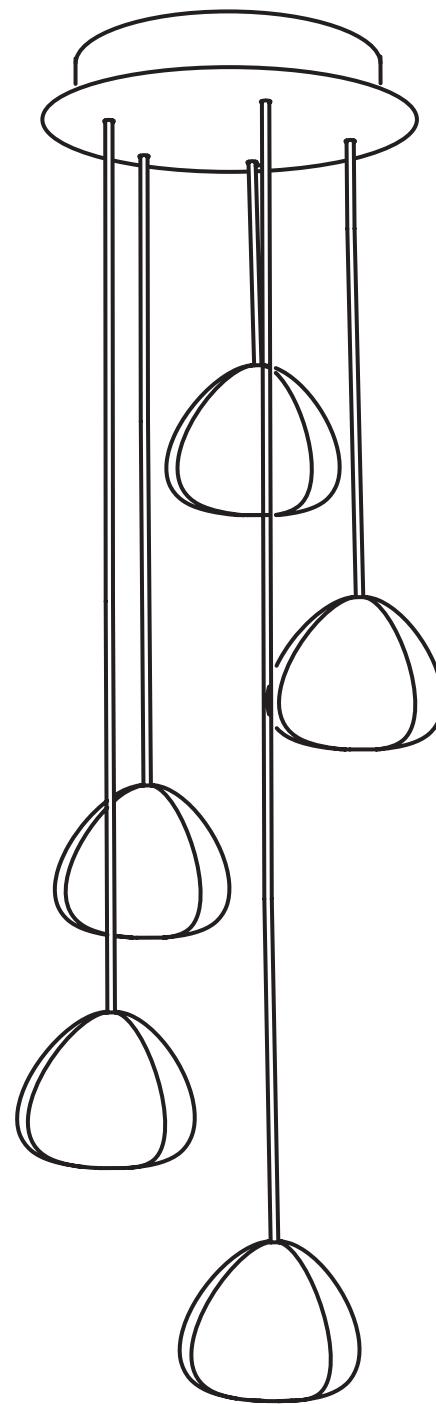


IT Conservare questa istruzione per la manutenzione | **UK** Keep these instructions for maintenance
FR Garder ces instructions pour l'entretien | **DE** Dies Wartungsanleitung ist aufzubewahren
PY Сохраните эту инструкцию по эксплуатации | عربي احتفظ بهذه الإرشادات للصيانة

TERZANI
LA LUCE PENSATA

Mizu 5 light pendant

0R05S-FD



Design Nicolas Terzani



MIZU

CODE 0R05S -- -- FD

230-240V ~ 50/60Hz MAX 50W

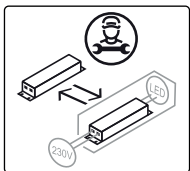
5xMAX 10W G4 12V  

Halogen

or

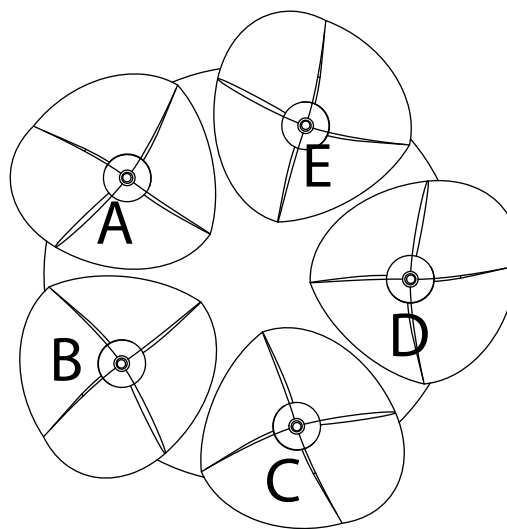
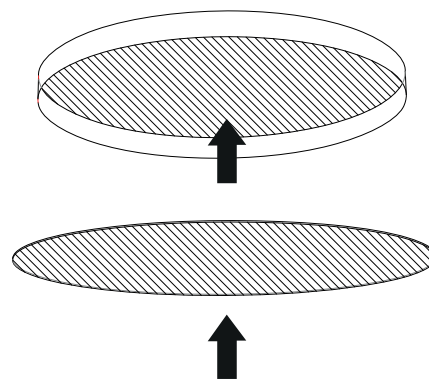
5xMAX 2W G4 12Vac 

LED



FOLLOW THE LETTERS TO PLACE THE PENDANTS IN THE CORRECT POSITION

TOP VIEW:



FRONT VIEW





MIZU

CODE 0R05S -- -- FD

230-240V ~ 50/60Hz MAX 50W

5xMAX 10W G4 12V



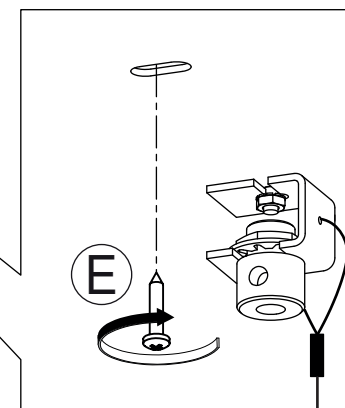
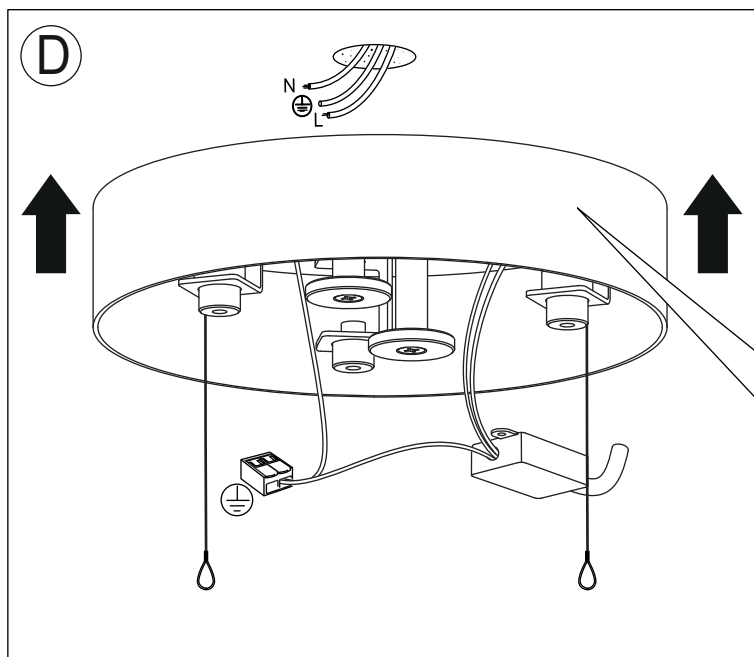
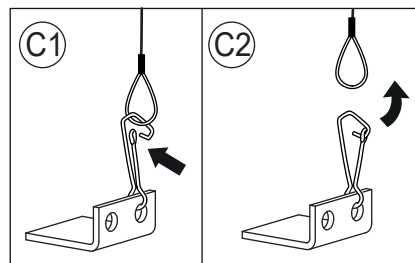
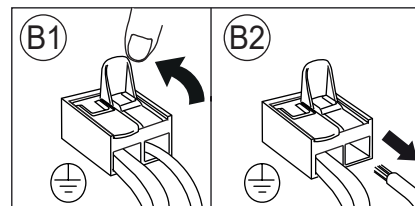
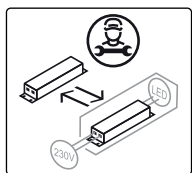
Halogen

or

5xMAX 2W G4 12Vac



LED



TERZANI
LA LUCE PENSATA

MIZU

CODE 0R05S -- -- FD

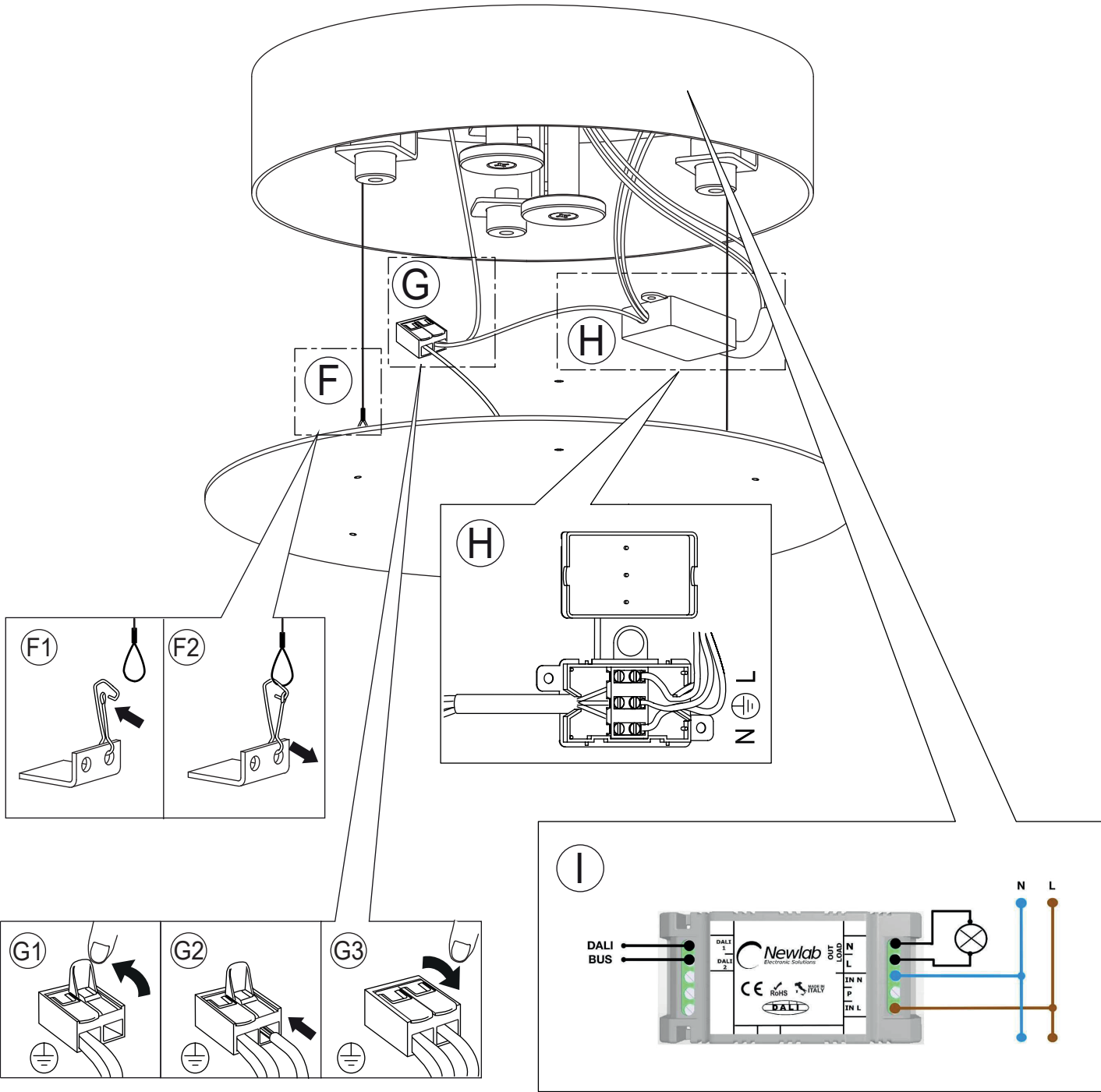
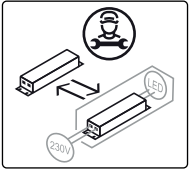
230-240V ~ 50/60Hz MAX 50W

5xMAX 10W G4 12V  

Halogen

or

5xMAX 2W G4 12Vac 
LED



TERZANI

LA LUCE PENSATA

MIZU

CODE 0R05S -- -- FD

230-240V ~ 50/60Hz MAX 50W

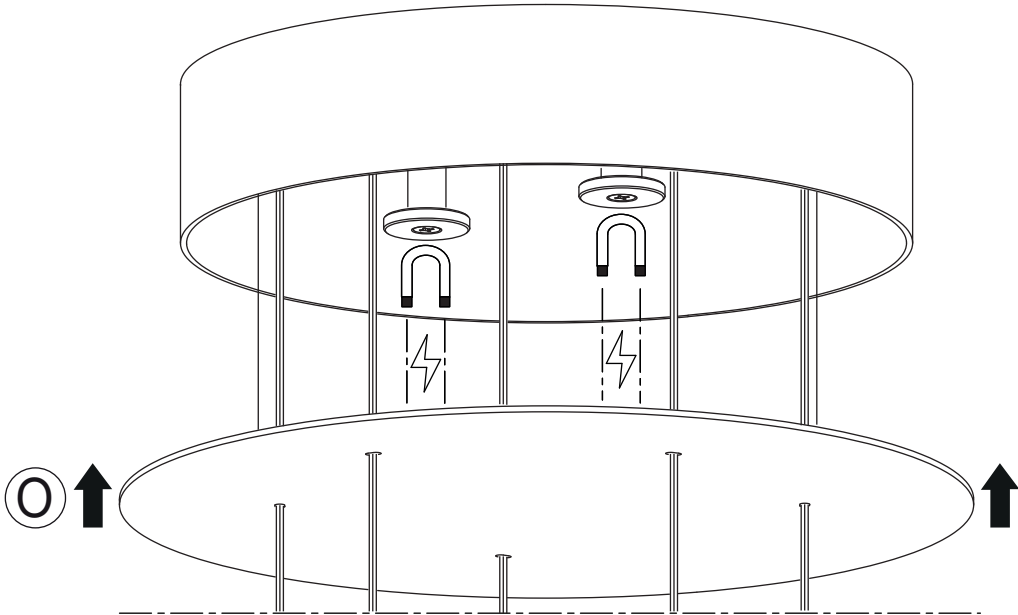
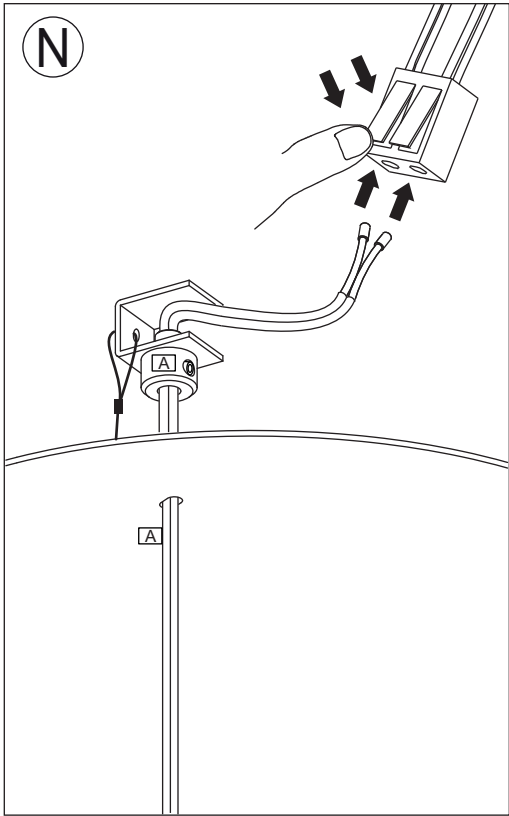
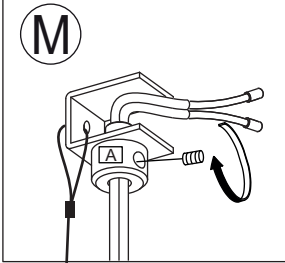
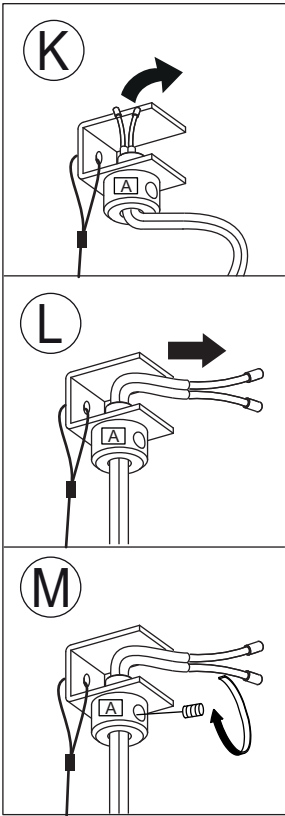
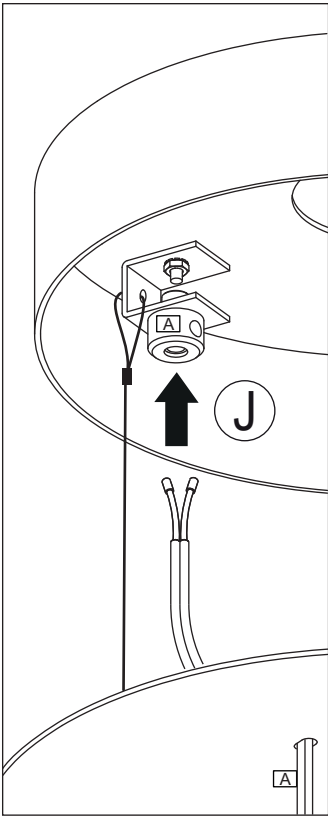
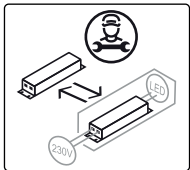
5xMAX 10W G4 12V

Halogen

or

5xMAX 2W G4 12Vac

LED



TERZANI
LA LUCE PENSATA

MIZU

CODE 0R05S -- -- FD

230-240V ~ 50/60Hz MAX 50W

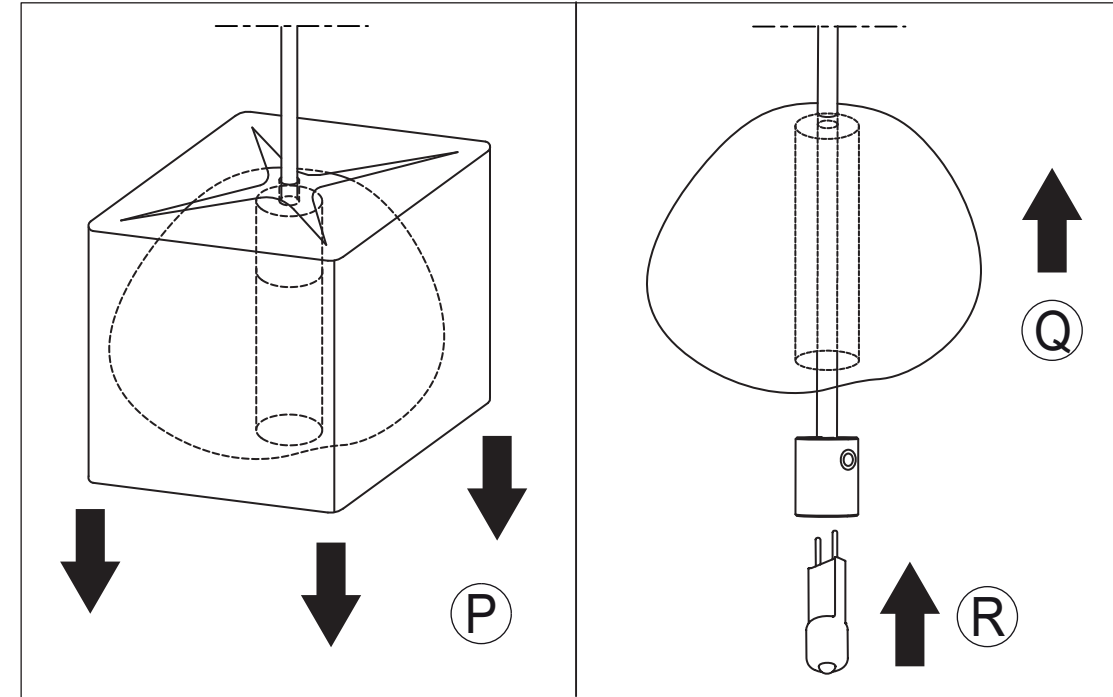
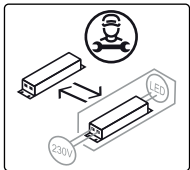
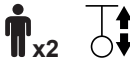
5xMAX 10W G4 12V 

Halogen

or

5xMAX 2W G4 12Vac 

LED



CAUTION!

IT
questo prodotto non
è compatibile con le
lampadine LED G4
12V a marchio
Beghelli

UK
this product is not
compatible with
Beghelli branded G4
12V LED bulbs

FR
cet produit n'est pas
compatible avec les
ampoules LED G4
12V marquée
Beghelli

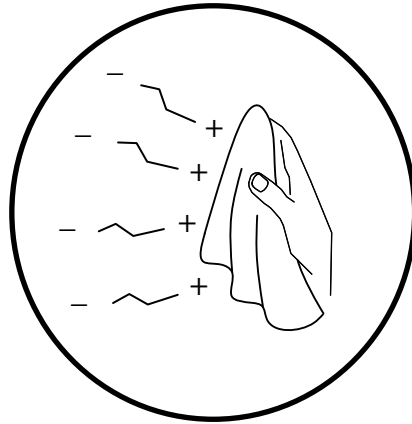
DE
Das Produkt ist nicht
kompatibel mit LED
G4 12V Leuchtmittel
Beghelli

RU
Это изделие не
совместимо со
светодиодными
лампами LED Beghelli
G4 12V

عربي
هذا المنتج لا يتوافق مع
مصابيح LED G4 12V
من نوع بيغيلي Beghelli


CLEANING INSTRUCTIONS

YES



- IT** Usare panno elettrostatico asciutto
UK Use dry electrostatic cloth
FR Utiliser un chiffon électrostatique sec
DE Verwenden sie ein trockenes elektrostattuch
PY Использовать сухую электростатическую ткань
عربي استخدم قطعة قماش جافة كهرباء

NO



- IT** Non usare prodotti chimici | Usare prodotti specifici solo per cristalli e vetri
UK Do not use chemical products | Use specific products only for crystals and glass
FR Ne pas utiliser des produits chimiques | N'utiliser des produits spécifiques que pur les cristaux et le verre
DE Verwenden Sie keine Chemikalien | Verwenden Sie bitte nur Glas-bzw Kristallreiniger
PY Нельзя использовать химикаты | Использовать только специальные средства для хрусталя и стекла
عربي لا تستخدم المنتجات الكيماوية | استعمل مواد مخصصة للكريستال والزجاج فقط



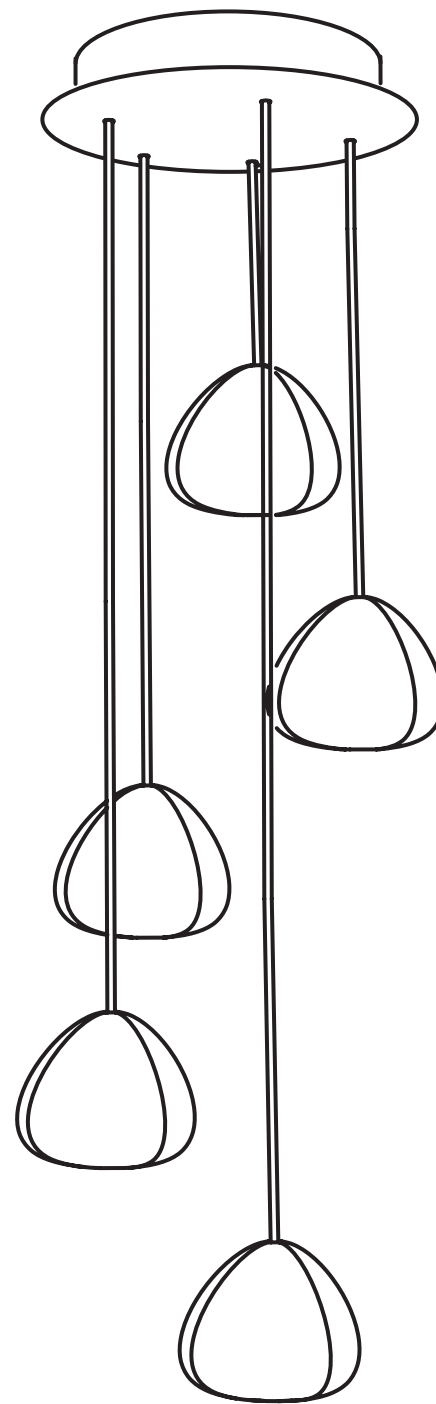
IT Conservare questa istruzione per la manutenzione | **UK** Keep these instructions for maintenance
FR Garder ces instructions pour l'entretien | **DE** Dies Wartungsanleitung ist aufzubewahren
PY Сохраните эту инструкцию по эксплуатации | عربي احتفظ بهذه الإرشادات للصيانة

TERZANI
LA LUCE PENSATA

Mizu 5 light pendant

0R05S-FE

0R05S-FEW



Design Nicolas Terzani

TERZANI
LA LUCE PENSATA

MIZU

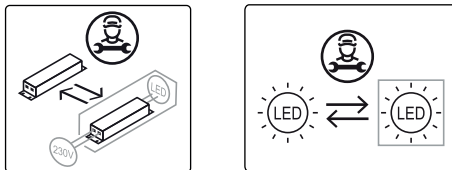
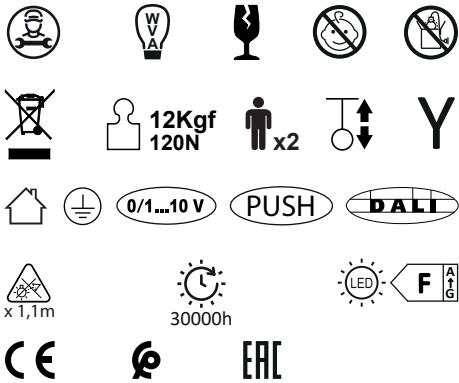
CODE 0R05S -- -- FE
3000K

CODE 0R05S -- -- FEW
2700K

220-240V ~ 50/60Hz MAX 7,5W

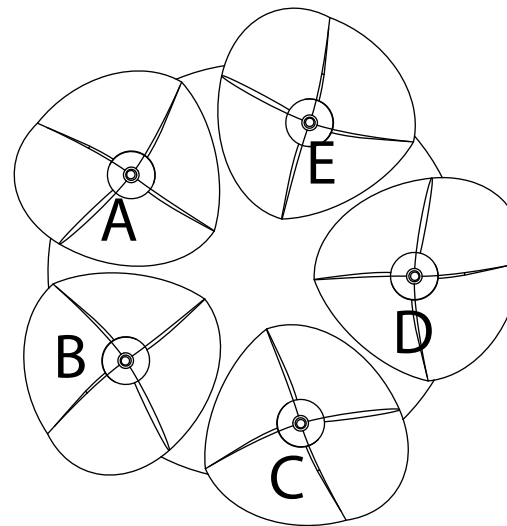
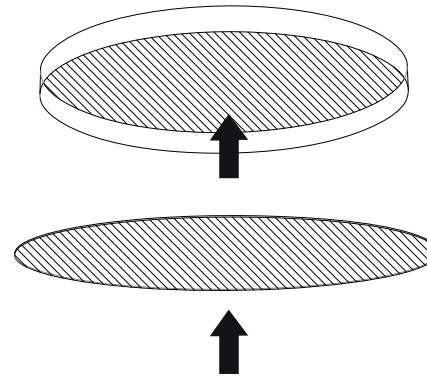
500mA 5xMAX 1,5W

integrated LED



FOLLOW THE LETTERS TO PLACE THE PENDANTS IN THE CORRECT POSITION

TOP VIEW:



FRONT VIEW





MIZU

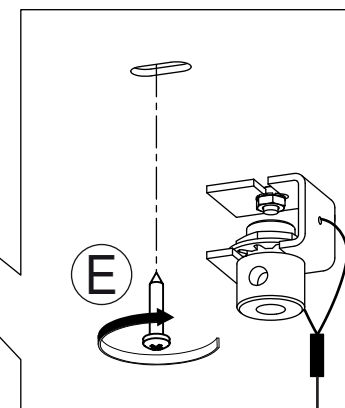
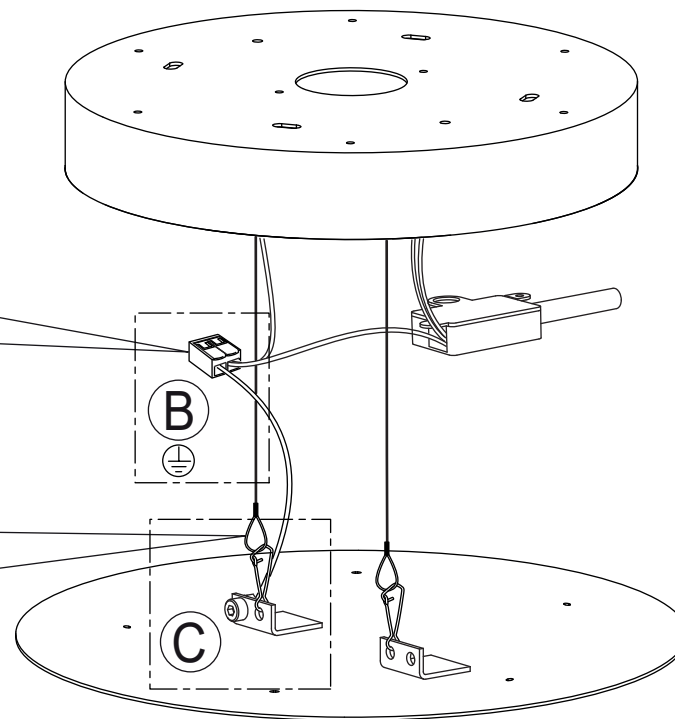
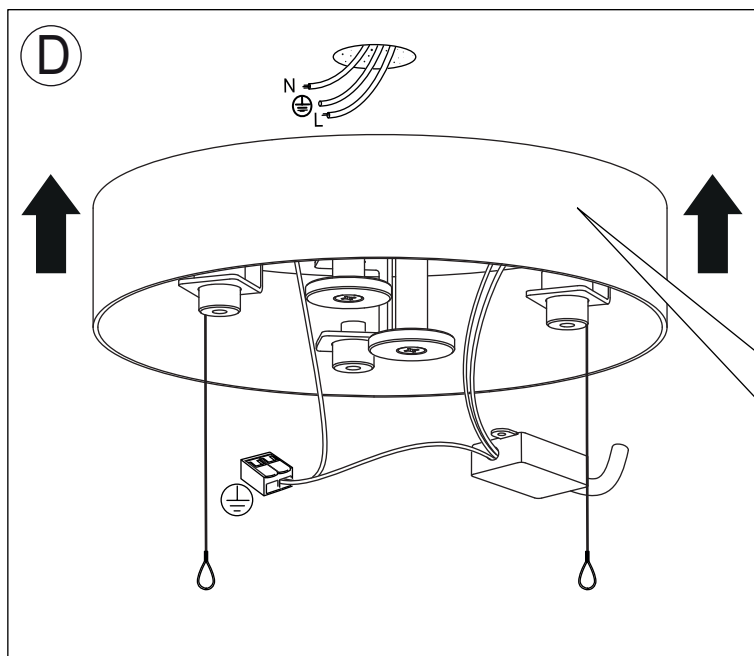
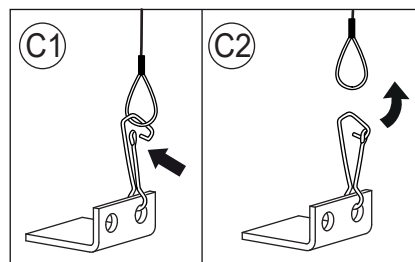
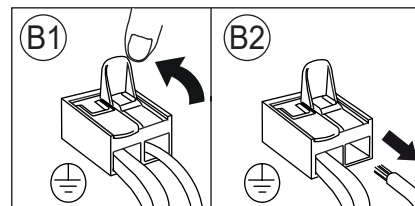
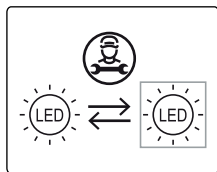
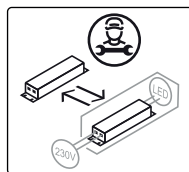
CODE 0R05S -- -- FE
3000K

CODE 0R05S -- -- FEW
2700K

220-240V ~ 50/60Hz MAX 7,5W

500mA 5xMAX 1,5W

integrated LED



TERZANI
LA LUCE PENSATA

MIZU

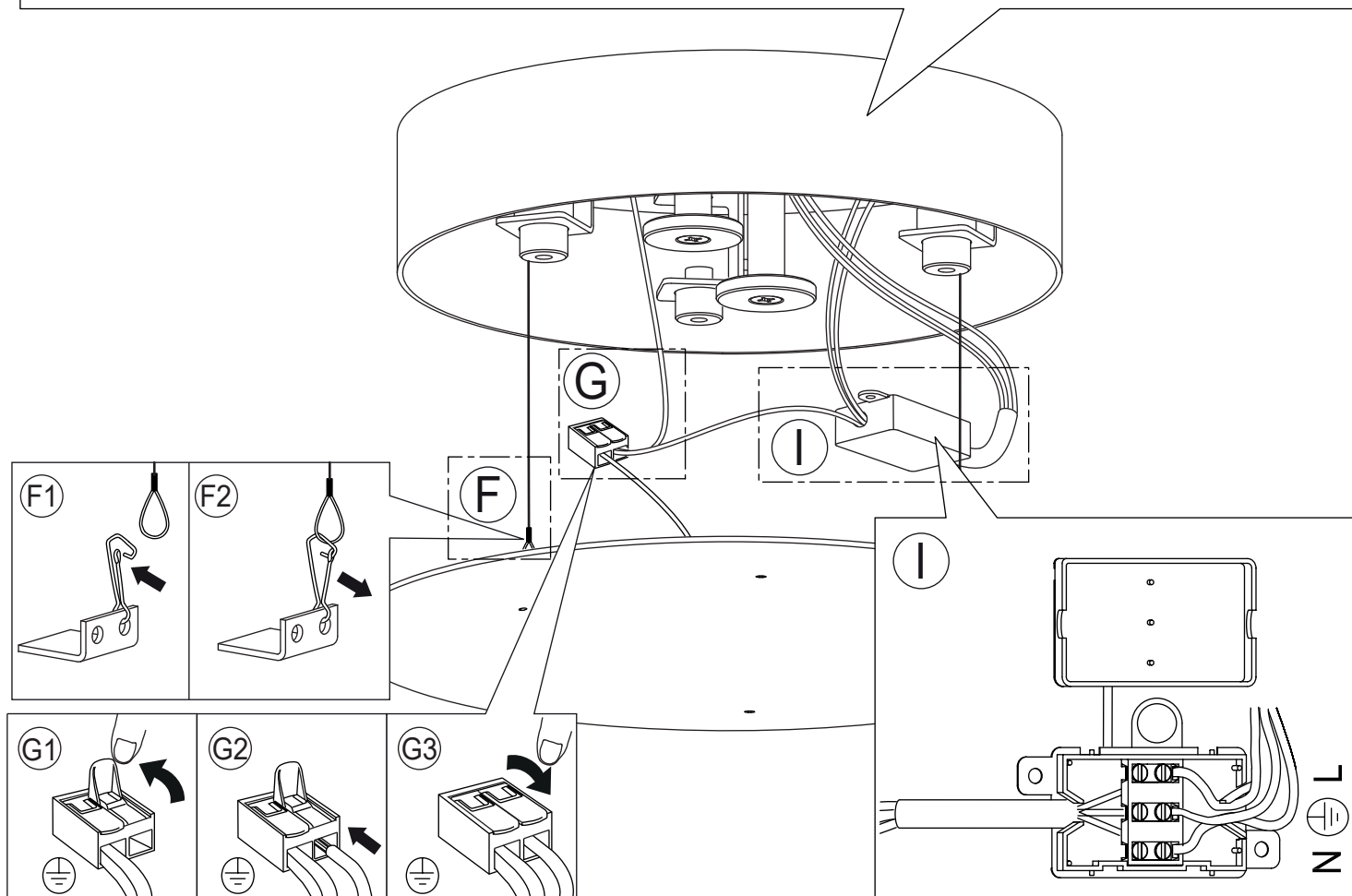
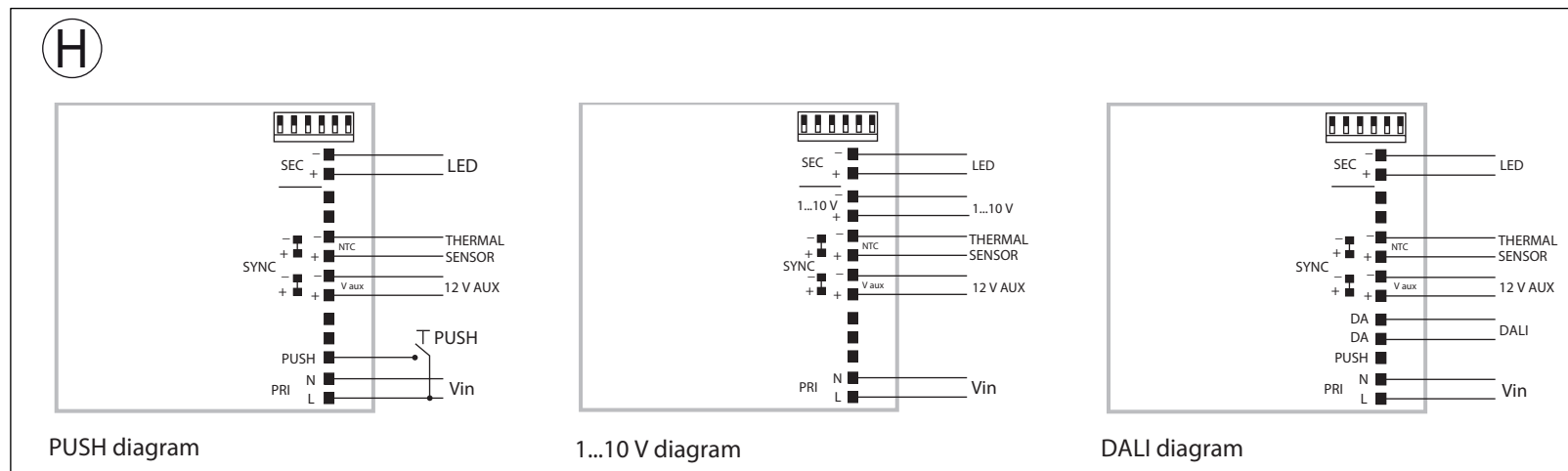
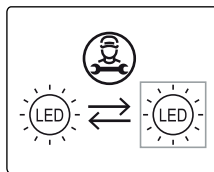
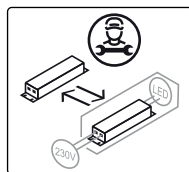
CODE 0R05S -- -- FE
3000K

CODE 0R05S -- -- FEW
2700K

220-240V ~ 50/60Hz MAX 7,5W

500mA 5xMAX 1,5W

integrated LED



MIZU

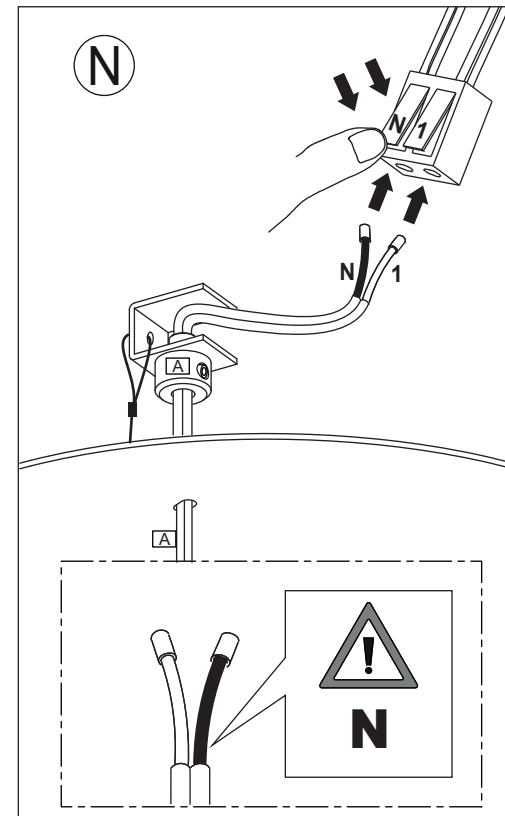
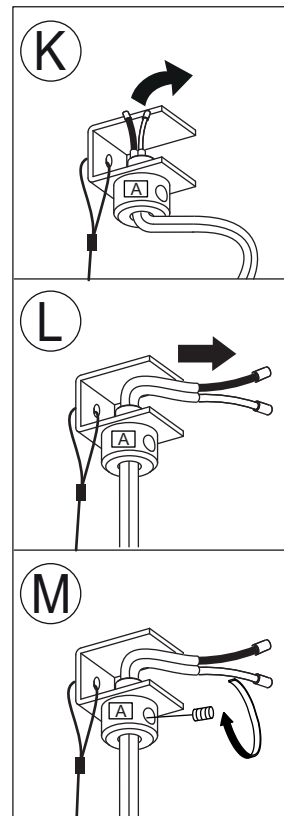
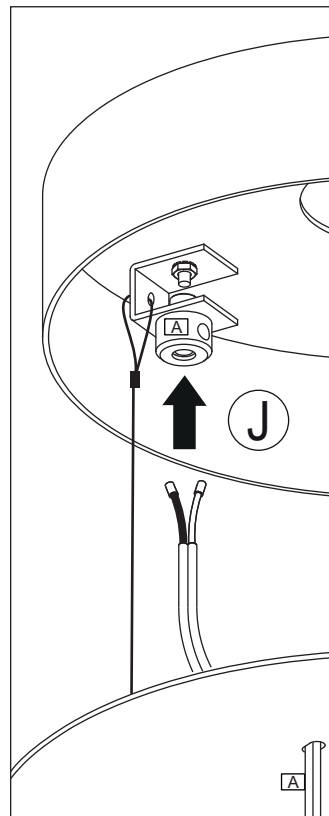
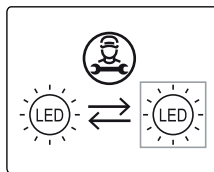
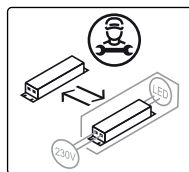
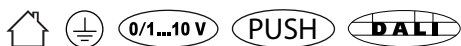
CODE 0R05S -- -- FE
3000K

CODE 0R05S -- -- FEW
2700K

220-240V ~ 50/60Hz MAX 7,5W

500mA 5xMAX 1,5W

integrated LED



TERZANI
LA LUCE PENSATA

MIZU

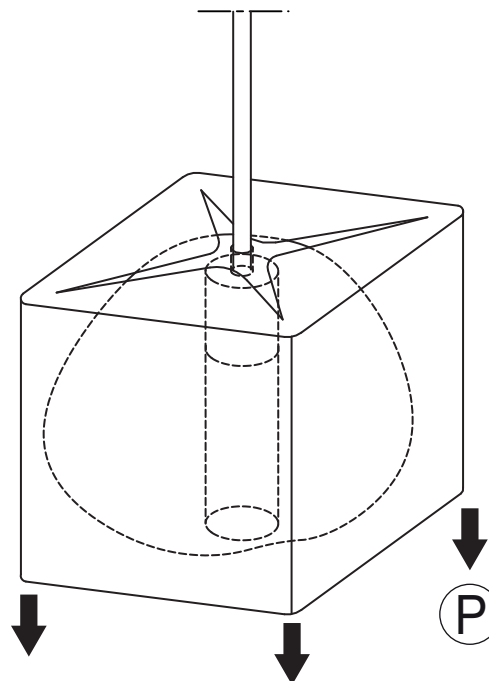
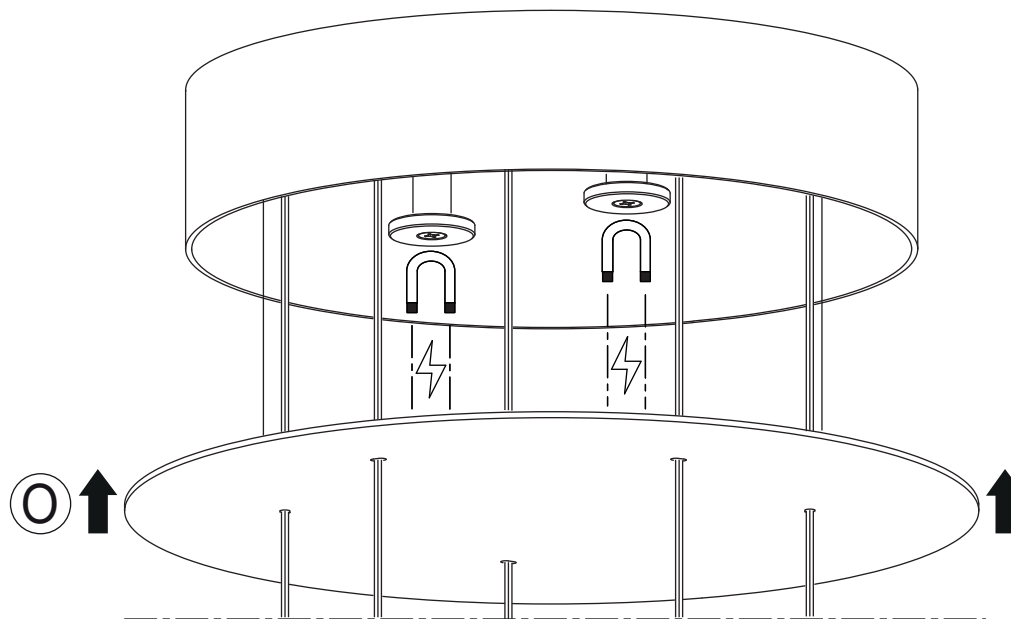
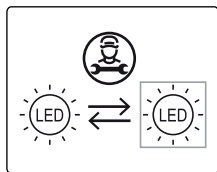
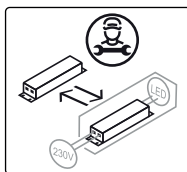
CODE 0R05S -- -- FE
3000K

CODE 0R05S -- -- FEW
2700K

220-240V ~ 50/60Hz MAX 7,5W

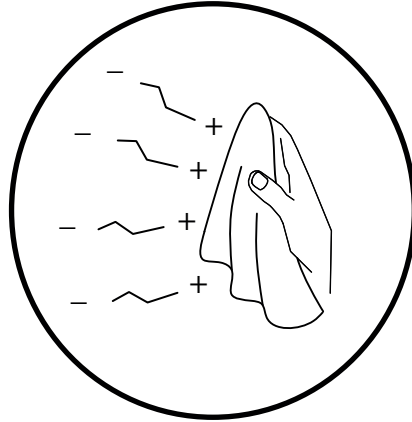
500mA 5xMAX 1,5W

integrated LED



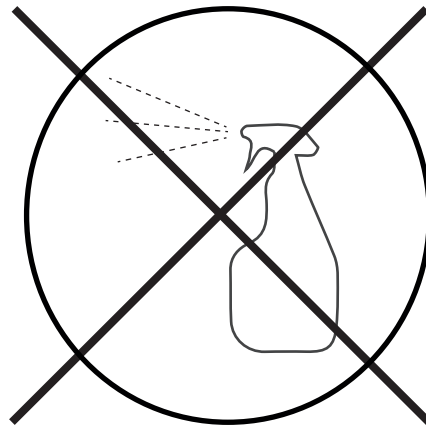
CLEANING INSTRUCTIONS

YES



- IT** Usare panno elettrostatico asciutto
UK Use dry electrostatic cloth
FR Utiliser un chiffon électrostatique sec
DE Verwenden sie ein trockenes elektrostattuch
PY Использовать сухую электростатическую ткань
عربي استخدم قطعة قماش جافة كهرباء

NO



- IT** Non usare prodotti chimici | Usare prodotti specifici solo per cristalli e vetri
UK Do not use chemical products | Use specific products only for crystals and glass
FR Ne pas utiliser des produits chimiques | N'utiliser des produits spécifiques que pur les cristaux et le verre
DE Verwenden Sie keine Chemikalien | Verwenden Sie bitte nur Glas-bzw Kristallreiniger
PY Нельзя использовать химикаты | Использовать только специальные средства для хрусталя и стекла
عربي لا تستخدم المنتجات الكيماوية | استعمل مواد مخصصة للكريستال والزجاج فقط



IT Conservare questa istruzione per la manutenzione | **UK** Keep these instructions for maintenance
FR Garder ces instructions pour l'entretien | **DE** Dies Wartungsanleitung ist aufzubewahren
PY Сохраните эту инструкцию по эксплуатации | عربي احتفظ بهذه الإرشادات للصيانة