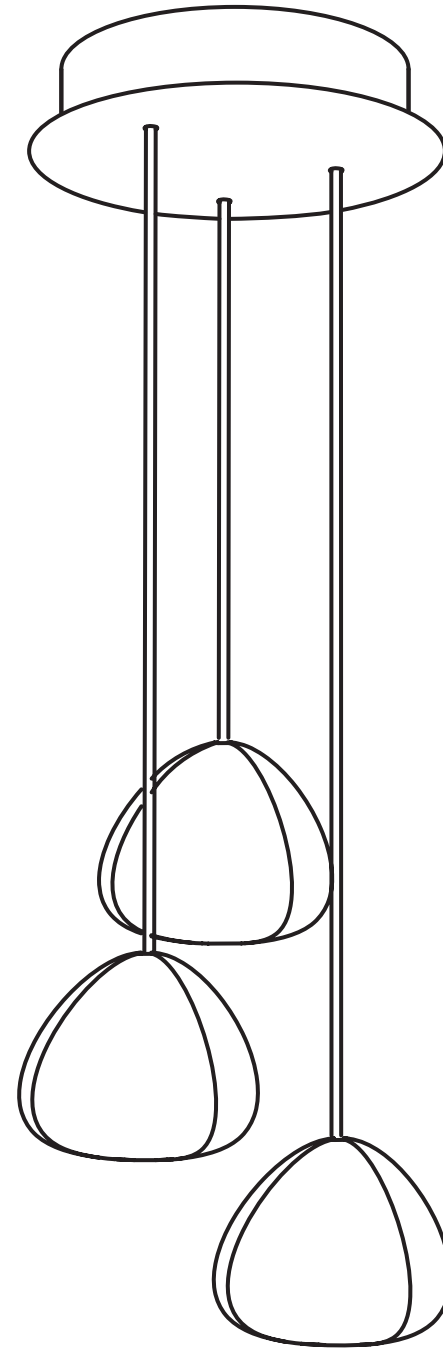


TERZANI
LA LUCE PENSATA

Mizu 3 light pendant

0R03S-F



Design Nicolas Terzani



MIZU

CODE 0R03S -- -- F

230-240V ~ 50/60Hz MAX 30W

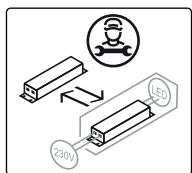
3xMAX 10W G4 12V  

Halogen

or

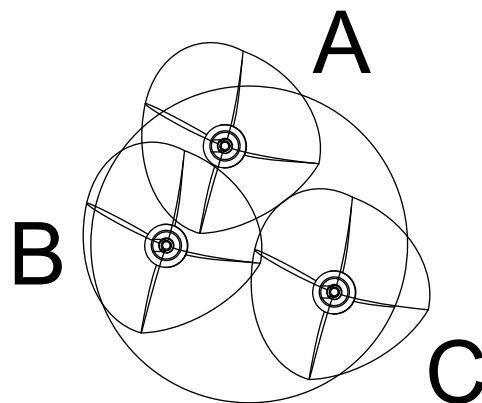
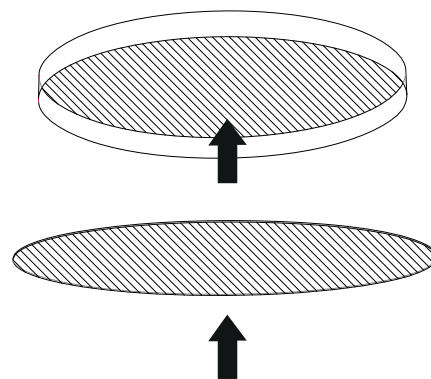
3xMAX 2W G4 12Vac 

LED



FOLLOW THE LETTERS TO PLACE THE PENDANTS IN THE CORRECT POSITION

TOP VIEW:



FRONT VIEW





MIZU

CODE 0R03S -- F

230-240V ~ 50/60Hz MAX 30W

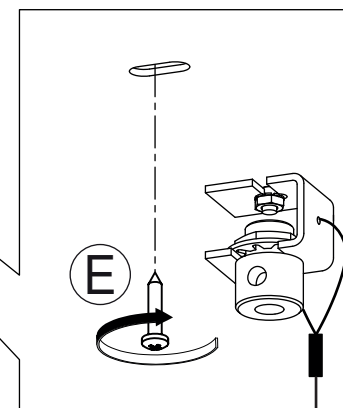
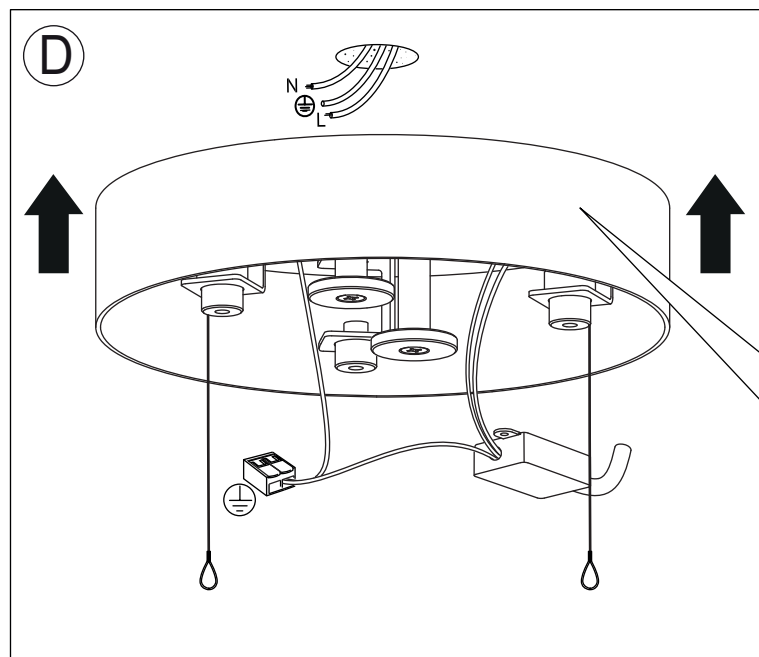
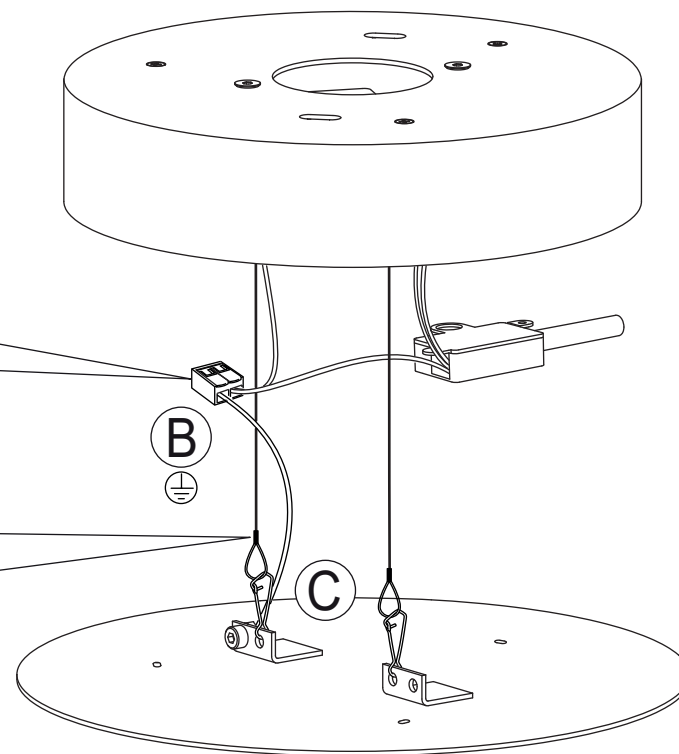
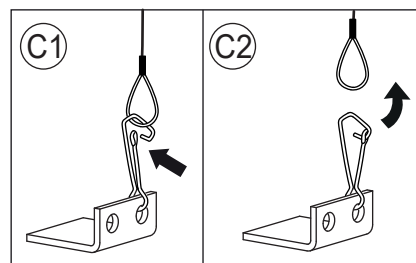
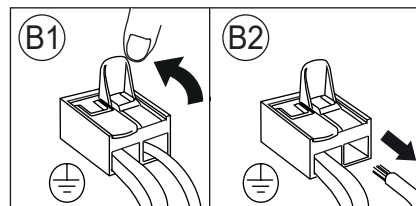
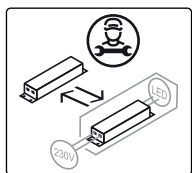
3xMAX 10W G4 12V  

Halogen



or

3xMAX 2W G4 12Vac 

LED



MIZU
CODE 0R03S -- F
230-240V ~ 50/60Hz MAX 30W
3xMAX 10W G4 12V
Halogen
or
3xMAX 2W G4 12Vac
LED



















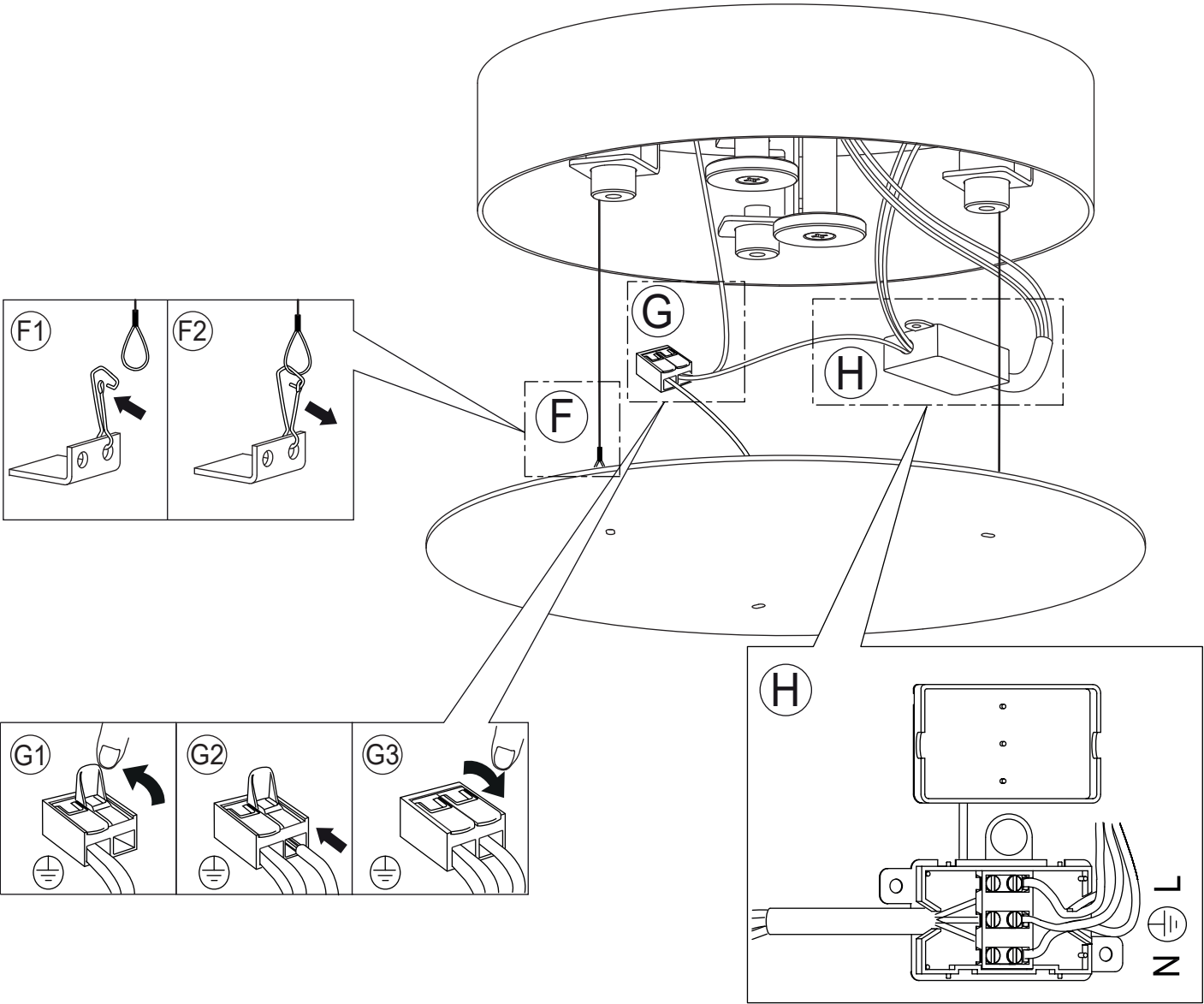










TERZANI

LA LUCE PENSATA

MIZU

CODE 0R03S -- F

230-240V ~ 50/60Hz MAX 30W

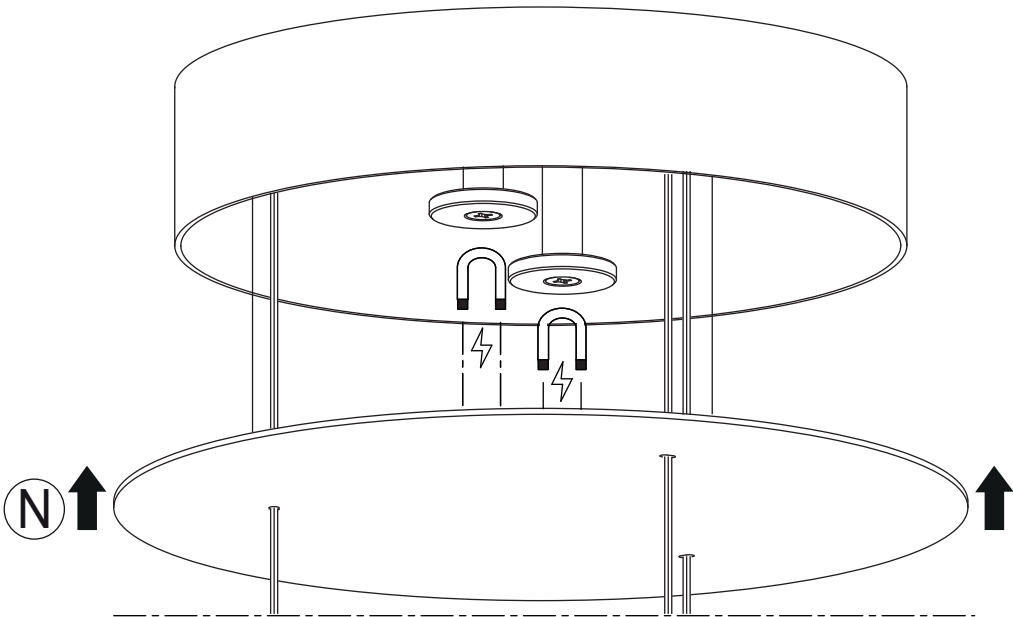
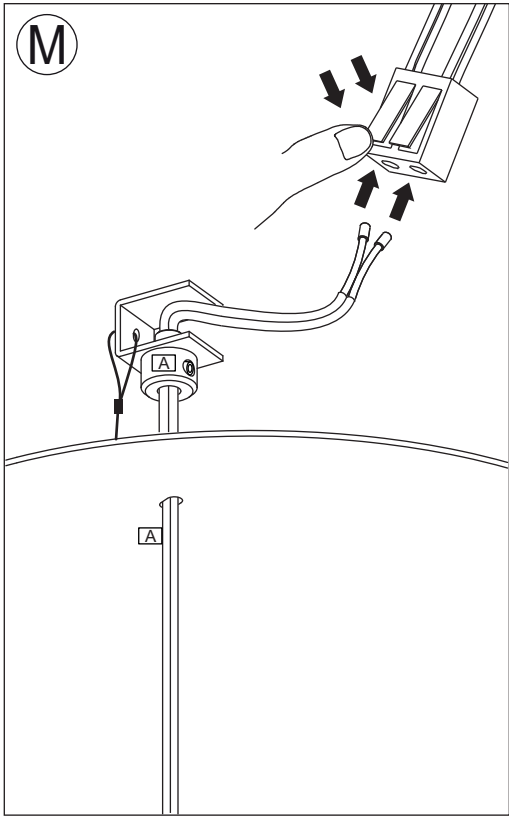
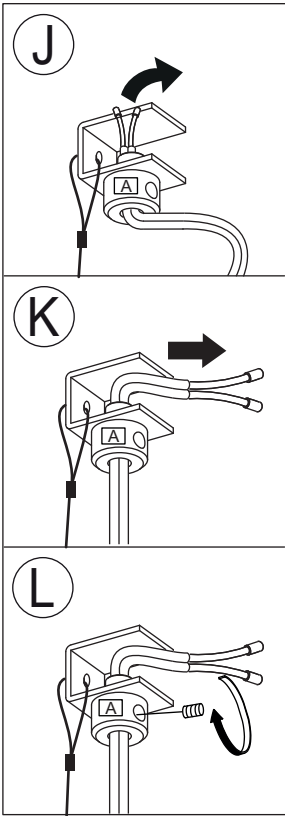
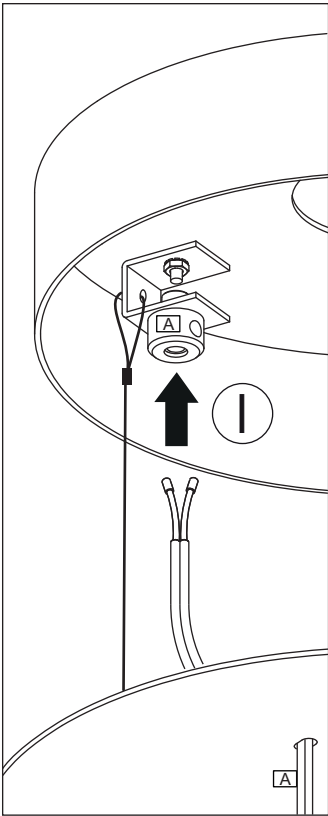
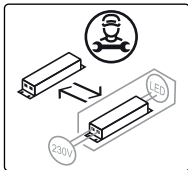
3xMAX 10W G4 12V

Halogen

or

3xMAX 2W G4 12Vac

LED



TERZANI
LA LUCE PENSATA

MIZU


CODE 0R03S -- -- F

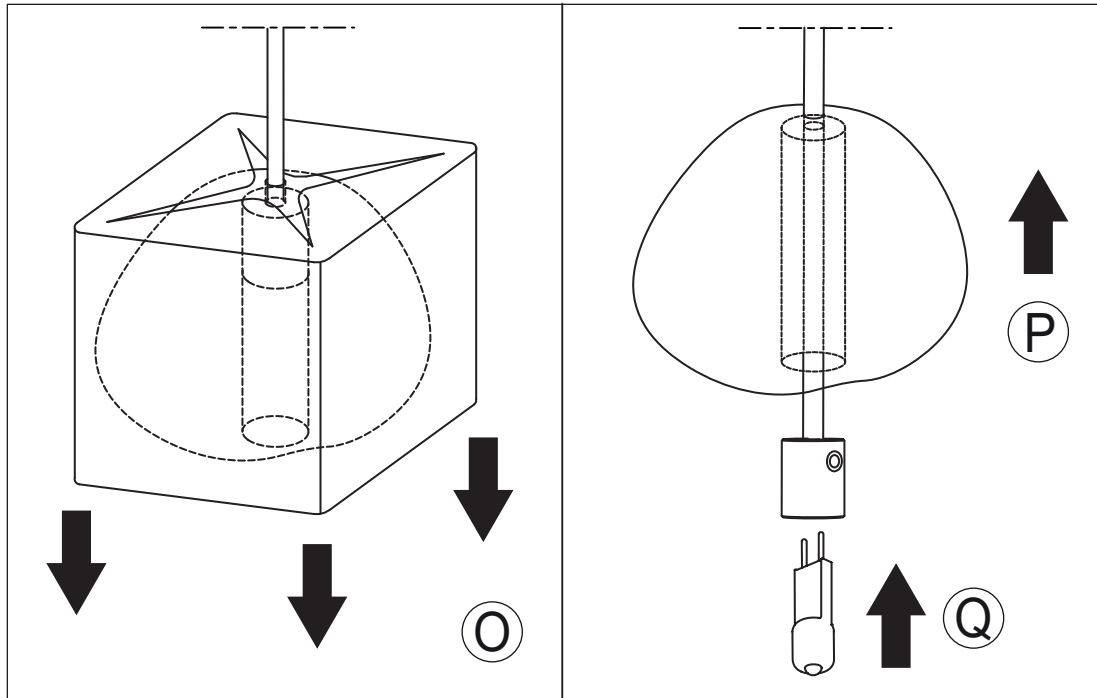
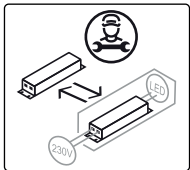
230-240V ~ 50/60Hz MAX 30W

3xMAX 10W G4 12V 

Halogen

or

3xMAX 2W G4 12Vac 
LED



CAUTION!

IT
questo prodotto non è compatibile con le lampadine LED G4 12V a marchio Beghelli

UK
this product is not compatible with Beghelli branded G4 12V LED bulbs

FR
cet produit n'est pas compatible avec les ampoules LED G4 12V marquée Beghelli

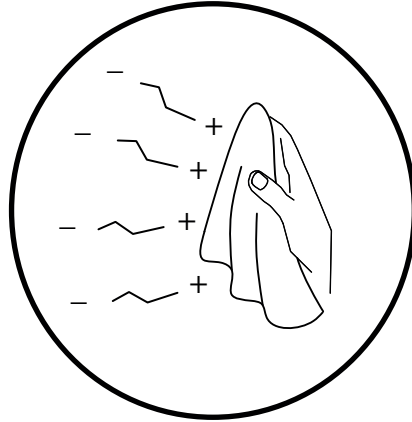
DE
Das Produkt ist nicht kompatibel mit LED G4 12V Leuchtmittel Beghelli

RU
Это изделие не совместимо со светодиодными лампами LED Beghelli G4 12V

عربي
هذا المنتج لا يتوافق مع مصابيح ليد LED G4 12V من نوع بيغيلي Beghelli

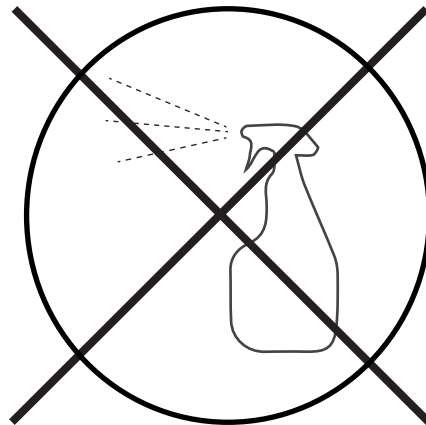
CLEANING INSTRUCTIONS

YES



- IT** Usare panno elettrostatico asciutto
UK Use dry electrostatic cloth
FR Utiliser un chiffon électrostatique sec
DE Verwenden sie ein trockenes elektrostattuch
PY Использовать сухую электростатическую ткань
عربي استخدم قطعة قماش جافة كهرباء

NO



- IT** Non usare prodotti chimici | Usare prodotti specifici solo per cristalli e vetri
UK Do not use chemical products | Use specific products only for crystals and glass
FR Ne pas utiliser des produits chimiques | N'utiliser des produits spécifiques que pur les cristaux et le verre
DE Verwenden Sie keine Chemikalien | Verwenden Sie bitte nur Glas-bzw Kristallreiniger
PY Нельзя использовать химикаты | Использовать только специальные средства для хрусталя и стекла
عربي لا تستخدم المنتجات الكيماوية | استعمل مواد مخصصة للكريستال والزجاج فقط

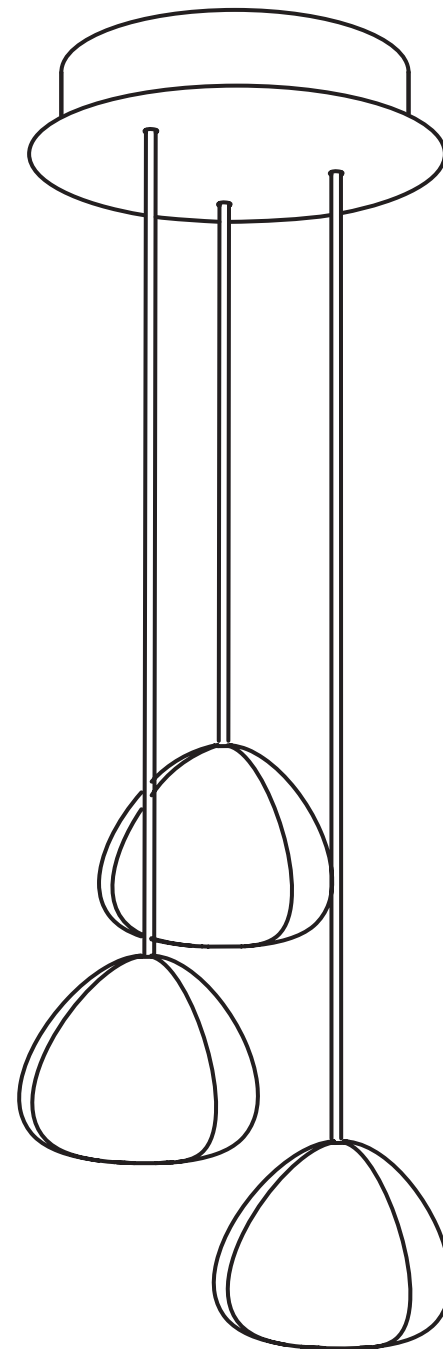


IT Conservare questa istruzione per la manutenzione | **UK** Keep these instructions for maintenance
FR Garder ces instructions pour l'entretien | **DE** Diese Wartungsanleitung ist aufzubewahren
PY Сохраните эту инструкцию по эксплуатации |

TERZANI
LA LUCE PENSATA

Mizu 3 light pendant

0R03S-FL



Design Nicolas Terzani



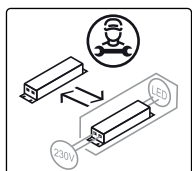
MIZU

CODE 0R03S -- -- FL

220-240V ~ 50/60Hz MAX 6W

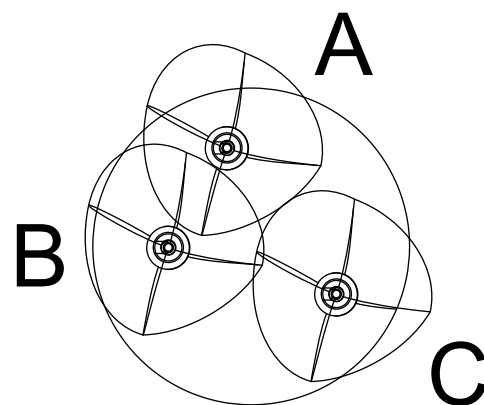
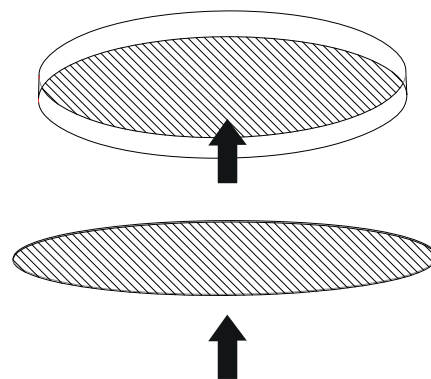
3xMAX 2W G4 12Vdc

LED



FOLLOW THE LETTERS TO PLACE THE PENDANTS IN THE CORRECT POSITION

TOP VIEW:



FRONT VIEW



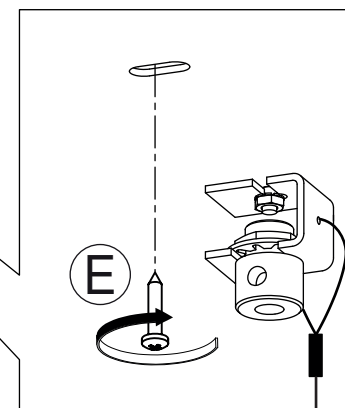
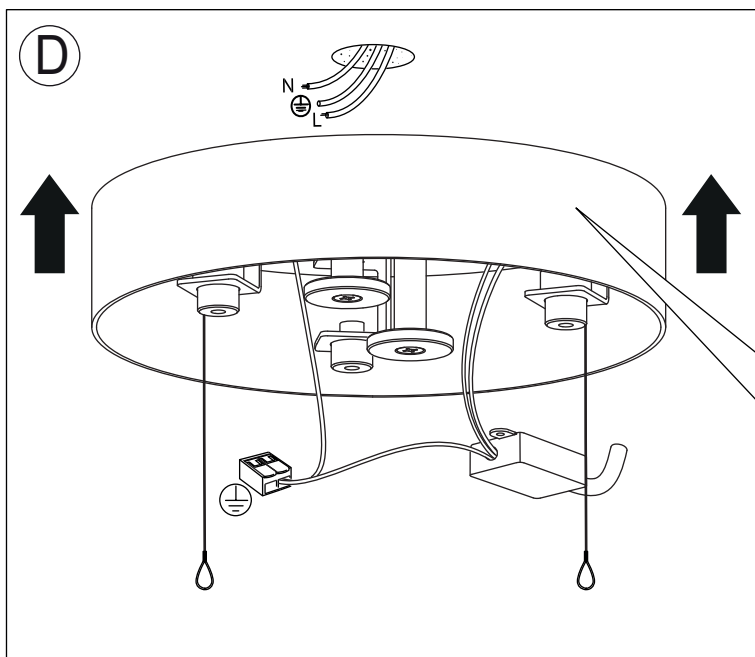
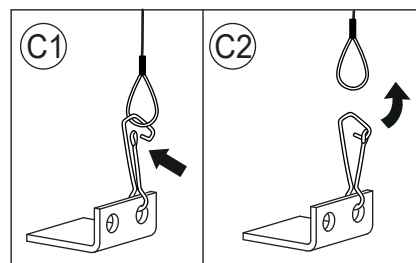
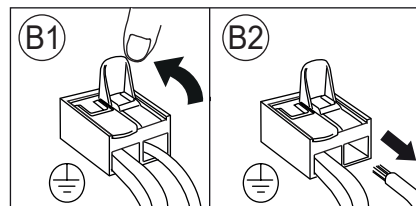
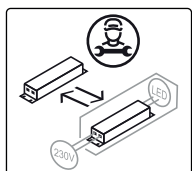


MIZU

CODE 0R03S -- FL

220-240V ~ 50/60Hz MAX 6W

3xMAX 2W G4 12Vdc
LED



MIZU

CODE 0R03S -- FL

220-240V ~ 50/60Hz MAX 6W

3xMAX 2W G4 12Vdc

LED



















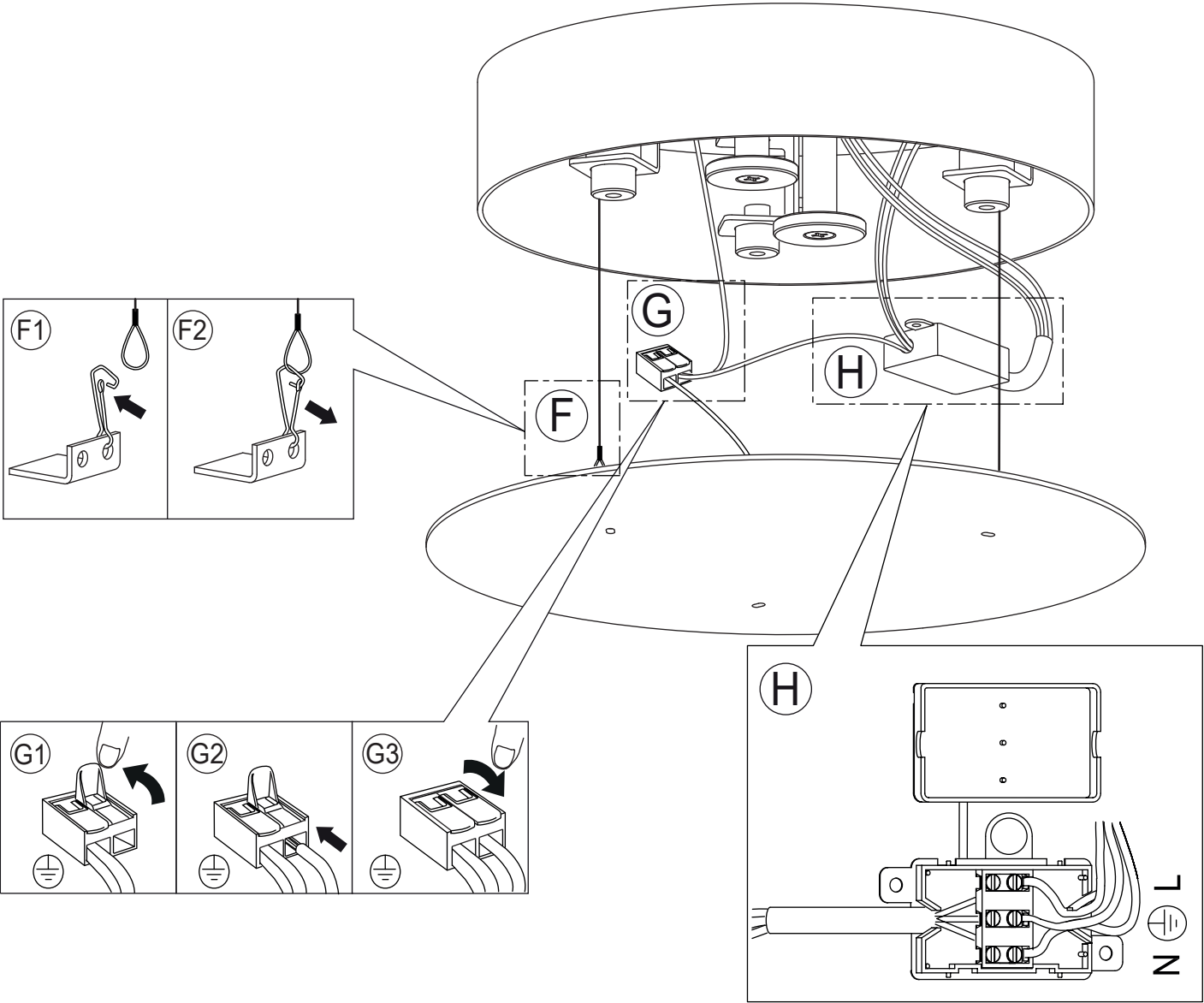












TERZANI

LA LUCE PENSATA

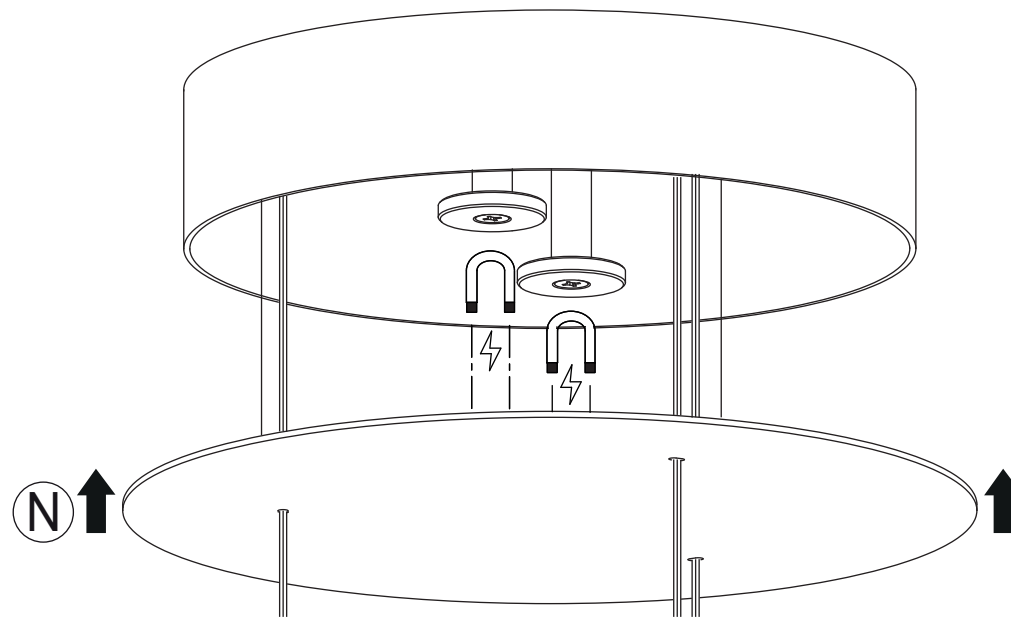
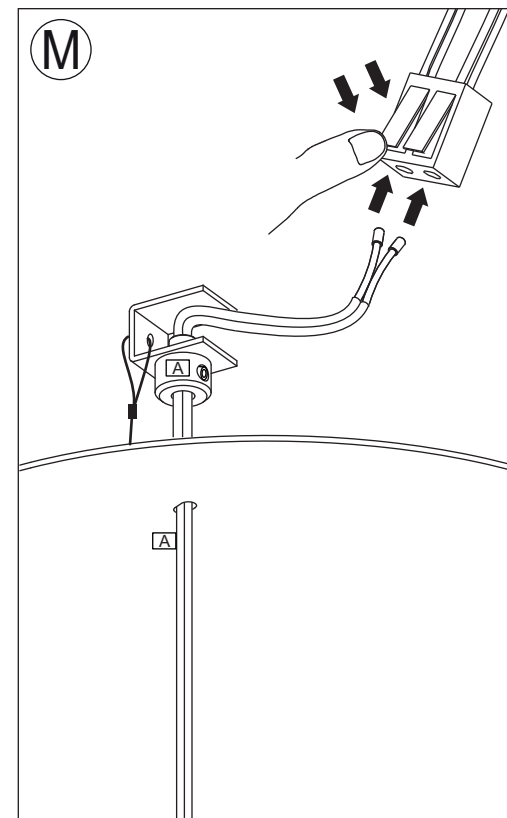
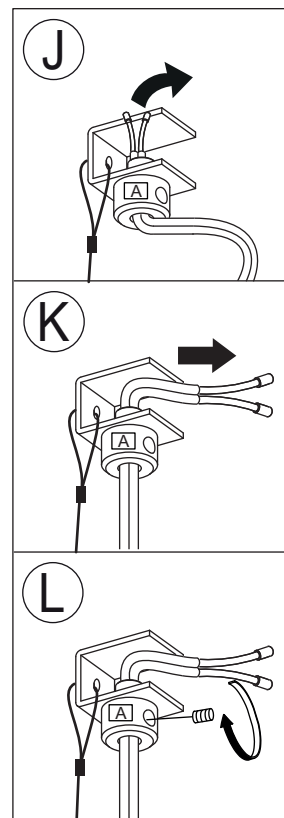
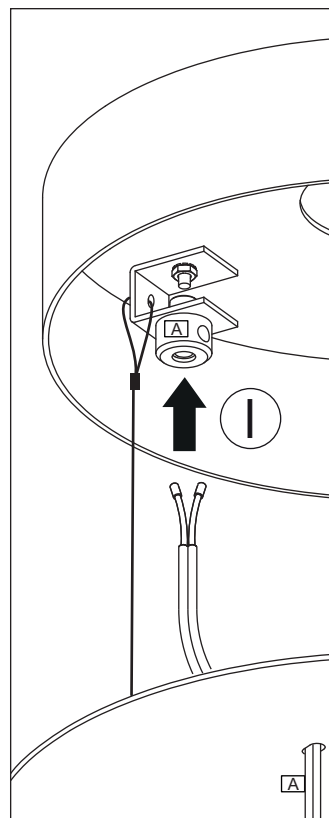
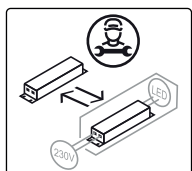
MIZU

CODE 0R03S -- FL

220-240V ~ 50/60Hz MAX 6W

3xMAX 2W G4 12Vdc

LED



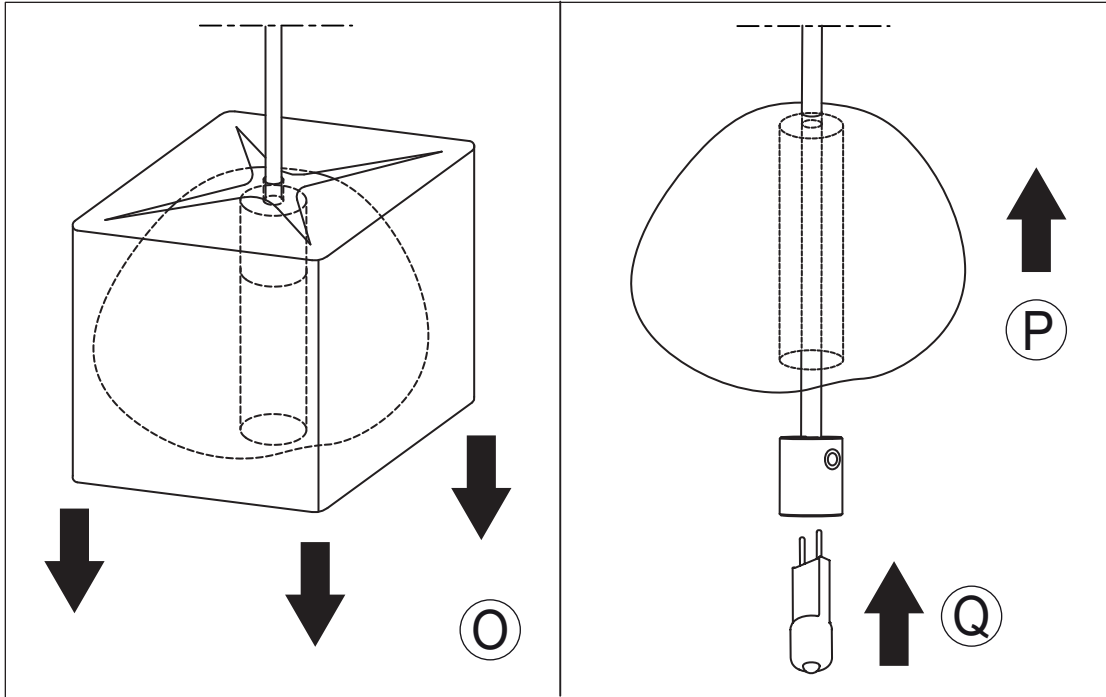
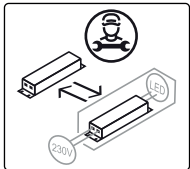
MIZU

CODE 0R03S -- -- FL

220-240V ~ 50/60Hz MAX 6W

3xMAX 2W G4 12Vdc

LED



CAUTION!

IT
questo prodotto non è compatibile con le lampadine LED G4 12V a marchio Beghelli

UK
this product is not compatible with Beghelli branded G4 12V LED bulbs

FR
cet produit n'est pas compatible avec les ampoules LED G4 12V marquée Beghelli

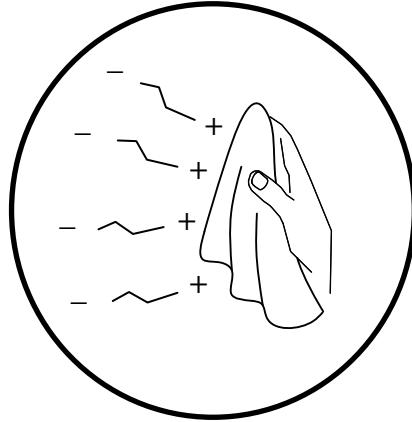
DE
Das Produkt ist nicht kompatibel mit LED G4 12V Leuchtmittel Beghelli

RU
Это изделие не совместимо со светодиодными лампами LED Beghelli G4 12V

عربي
هذا المنتج لا يتوافق مع مصابيح LED G4 12V من نوع بيغيلي Beghelli

CLEANING INSTRUCTIONS

YES



IT Usare panno elettrostatico asciutto

UK Use dry electrostatic cloth

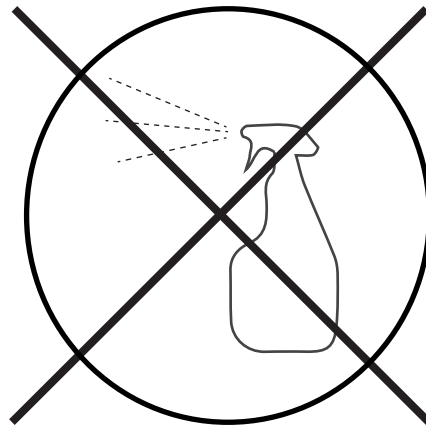
FR Utiliser un chiffon électrostatique sec

DE Verwenden sie ein trockenes elektrostattuch

PY Использовать сухую электростатическую ткань

عربي استخدم قطعة قماش جافة كهرباء

NO



IT Non usare prodotti chimici | Usare prodotti specifici solo per cristalli e vetri

UK Do not use chemical products | Use specific products only for crystals and glass

FR Ne pas utiliser des produits chimiques | N'utiliser des produits spécifiques que pur les cristaux et le verre

DE Verwenden Sie keine Chemikalien | Verwenden Sie bitte nur Glas-bzw Kristallreiniger

PY Нельзя использовать химикаты | Использовать только специальные средства для хрусталя и стекла

عربي لا تستخدم المنتجات الكيماوية | استعمل مواد مخصصة للكريستال والزجاج فقط



IT Conservare questa istruzione per la manutenzione | **UK** Keep these instructions for maintenance

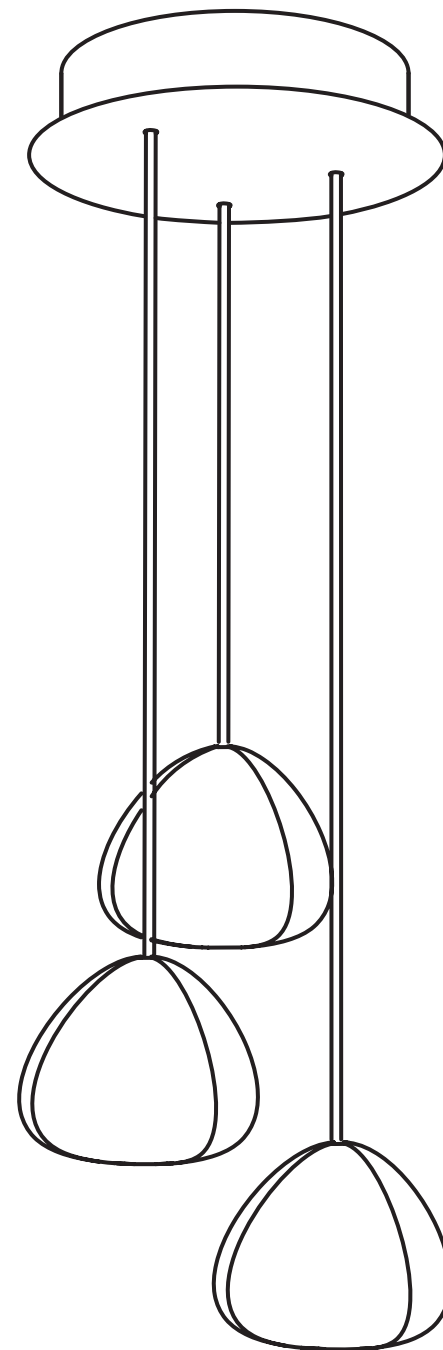
FR Garder ces instructions pour l'entretien | **DE** Dies Wartungsanleitung ist aufzubewahren

PY Сохраните эту инструкцию по эксплуатации |

TERZANI
LA LUCE PENSATA

Mizu 3 light pendant

0R03S-FD



Design Nicolas Terzani



MIZU

CODE 0R03S -- -- FD

230-240V ~ 50/60Hz MAX 30W

3xMAX 10W G4 12V



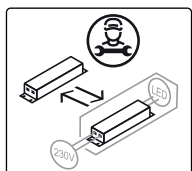
Halogen

or

3xMAX 2W G4 12Vac

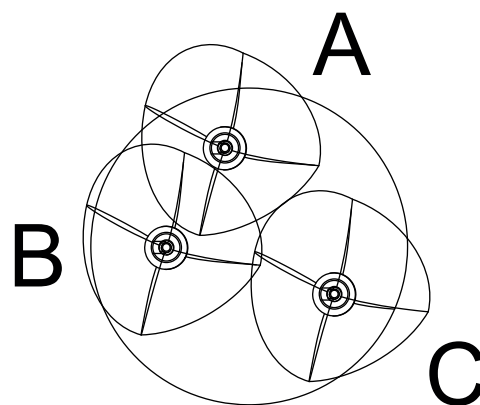
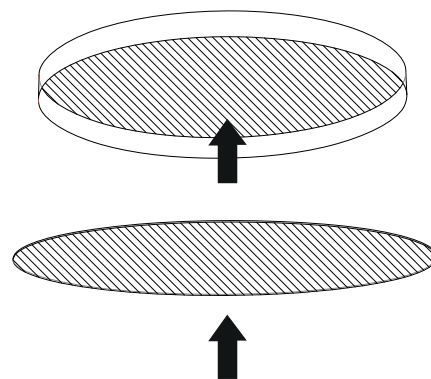


LED



FOLLOW THE LETTERS TO PLACE THE PENDANTS IN THE CORRECT POSITION

TOP VIEW:



FRONT VIEW





MIZU

CODE 0R03S -- -- FD

230-240V ~ 50/60Hz MAX 30W


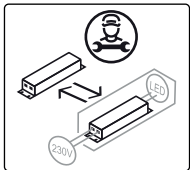
3xMAX 10W G4 12V

Halogen

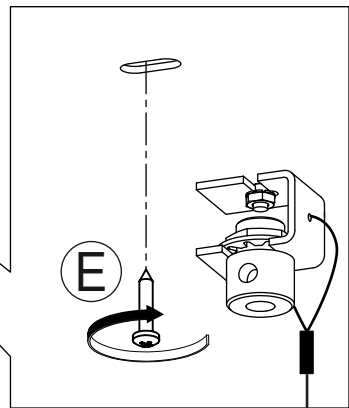
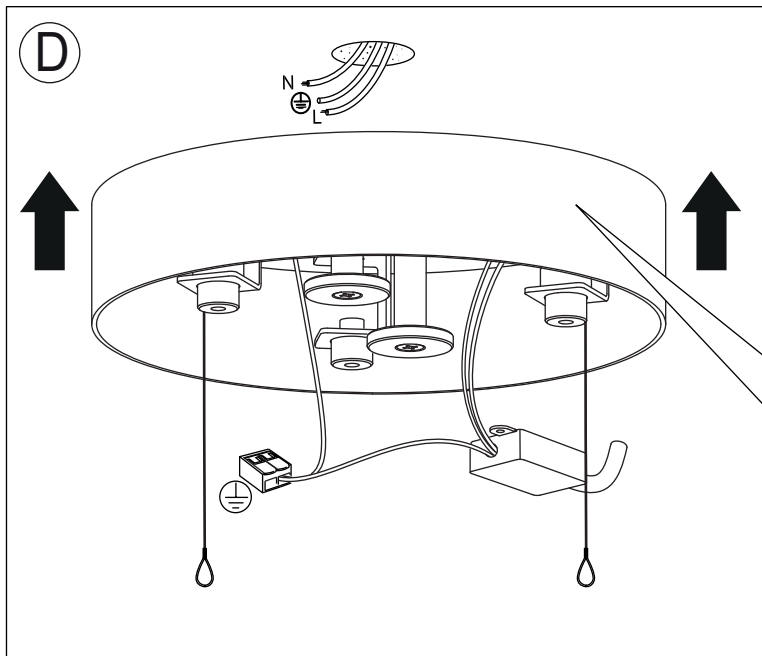
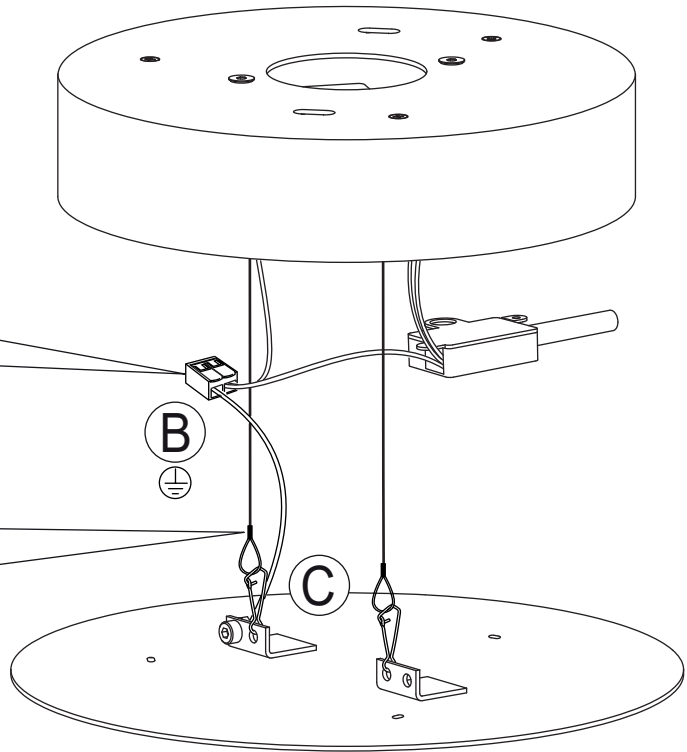
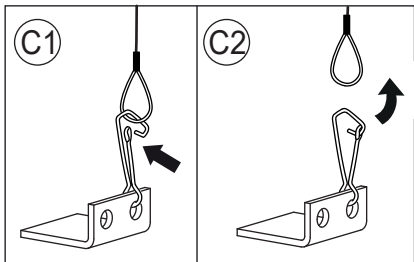
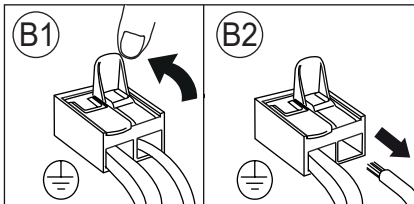
or

3xMAX 2W G4 12Vac

LED



A



TERZANI

LA LUCE PENSATA

MIZU

CODE 0R03S -- -- FD

230-240V ~ 50/60Hz MAX 30W

3xMAX 10W G4 12V

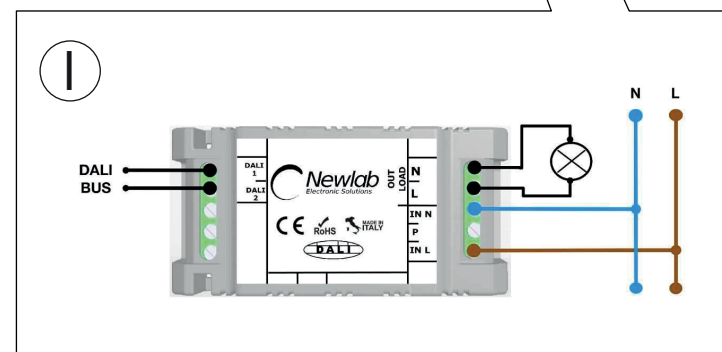
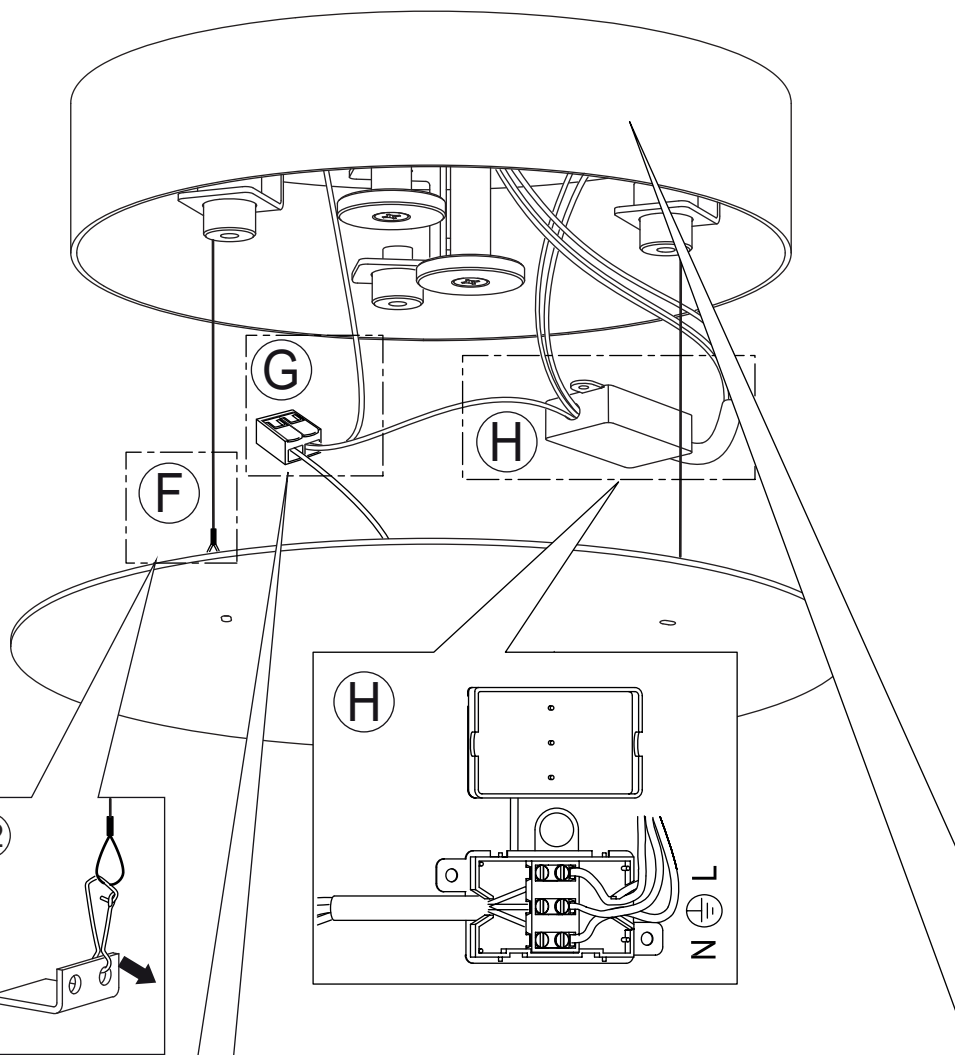
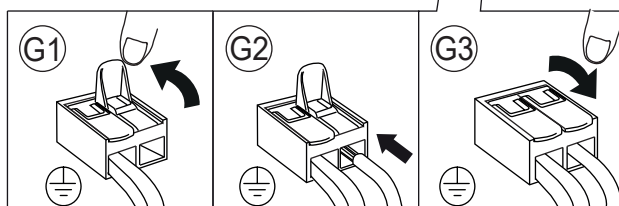
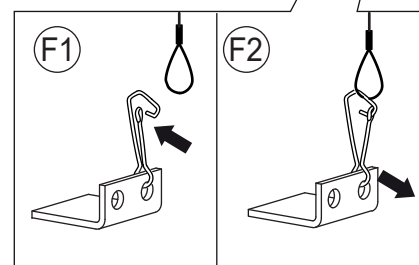
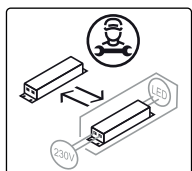


Halogen

or

3xMAX 2W G4 12Vac

LED



TERZANI

LA LUCE PENSATA

MIZU

CODE 0R03S -- -- FD

230-240V ~ 50/60Hz MAX 30W

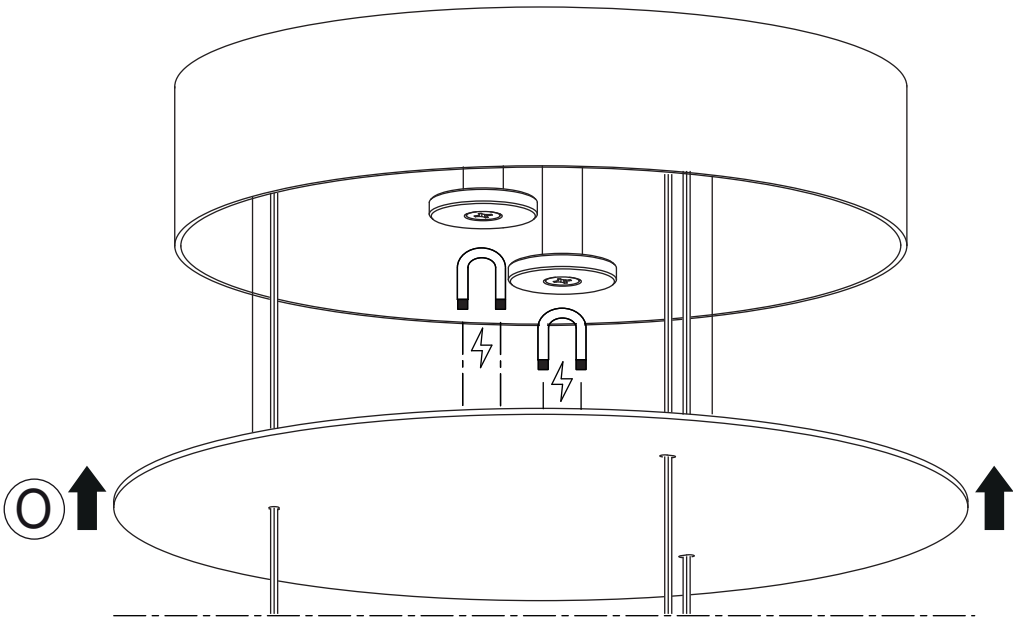
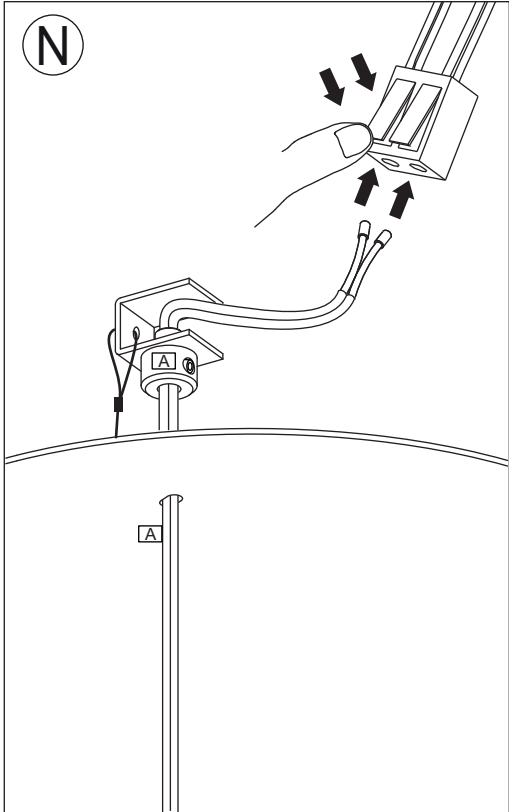
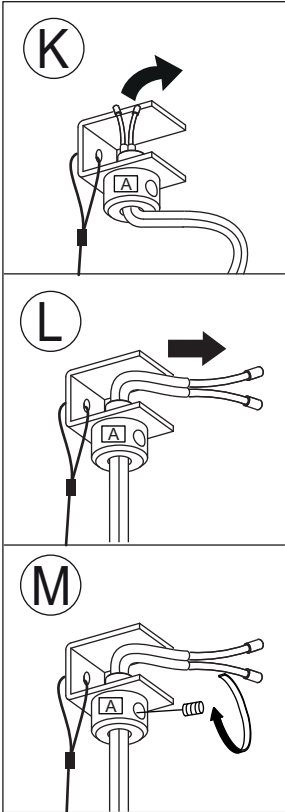
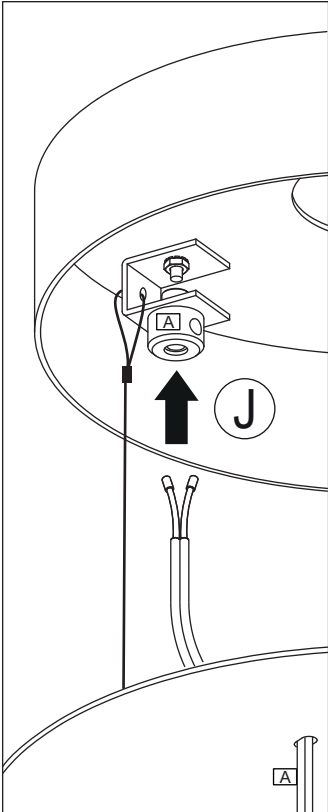
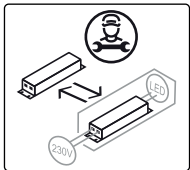
3xMAX 10W G4 12V

Halogen

or

3xMAX 2W G4 12Vac

LED



TERZANI
LA LUCE PENSATA

MIZU

CODE 0R03S -- -- FD

230-240V ~ 50/60Hz MAX 30W

3xMAX 10W G4 12V



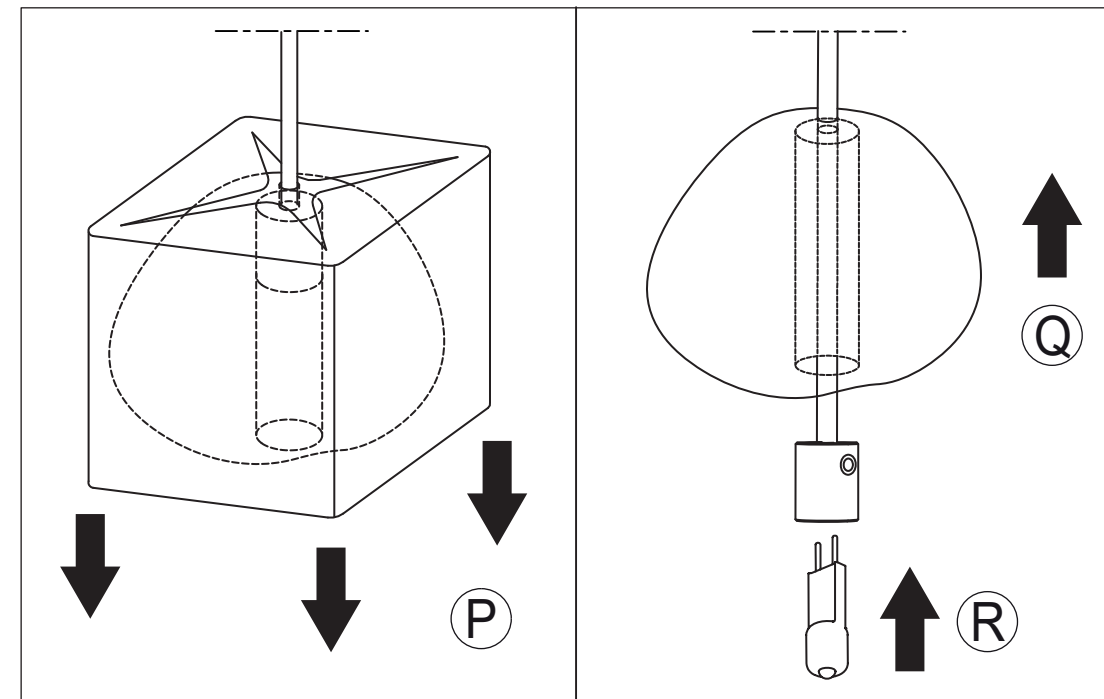
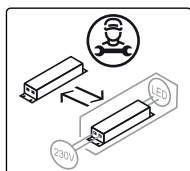
Halogen

or

3xMAX 2W G4 12Vac



LED



CAUTION!

IT

questo prodotto non
è compatibile con le
lampadine LED G4
12V a marchio
Beghelli

UK

this product is not
compatible with
Beghelli branded G4
12V LED bulbs

FR

cet produit n'est pas
compatible avec les
ampoules LED G4
12V marquée
Beghelli

DE

Das Produkt ist nicht
kompatibel mit LED
G4 12V Leuchtmittel
Beghelli

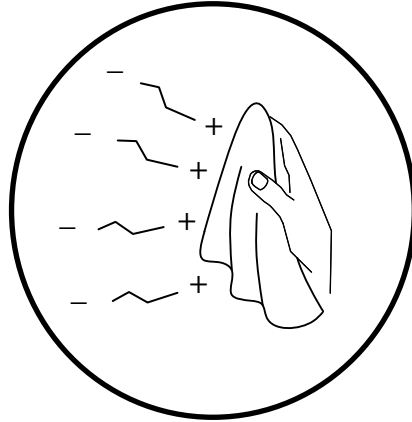
RU

Это изделие не
совместимо со
светодиодными
лампами LED Beghelli
G4 12V

عربي
هذا المنتج لا يتوافق مع
مصابيح LED G4 12V
من نوع بيغيلي Beghelli

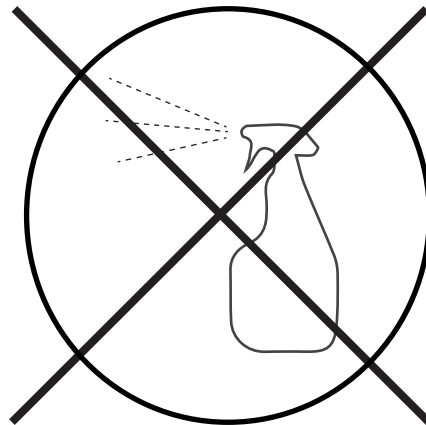
CLEANING INSTRUCTIONS

YES



- IT** Usare panno elettrostatico asciutto
UK Use dry electrostatic cloth
FR Utiliser un chiffon électrostatique sec
DE Verwenden sie ein trockenes elektrostattuch
PY Использовать сухую электростатическую ткань
عربي استخدم قطعة قماش جافة كهرباء

NO



- IT** Non usare prodotti chimici | Usare prodotti specifici solo per cristalli e vetri
UK Do not use chemical products | Use specific products only for crystals and glass
FR Ne pas utiliser des produits chimiques | N'utiliser des produits spécifiques que pur les cristaux et le verre
DE Verwenden Sie keine Chemikalien | Verwenden Sie bitte nur Glas-bzw Kristallreiniger
PY Нельзя использовать химикаты | Использовать только специальные средства для хрусталя и стекла
عربي لا تستخدم المنتجات الكيماوية | استعمل مواد مخصصة للكريستال والزجاج فقط



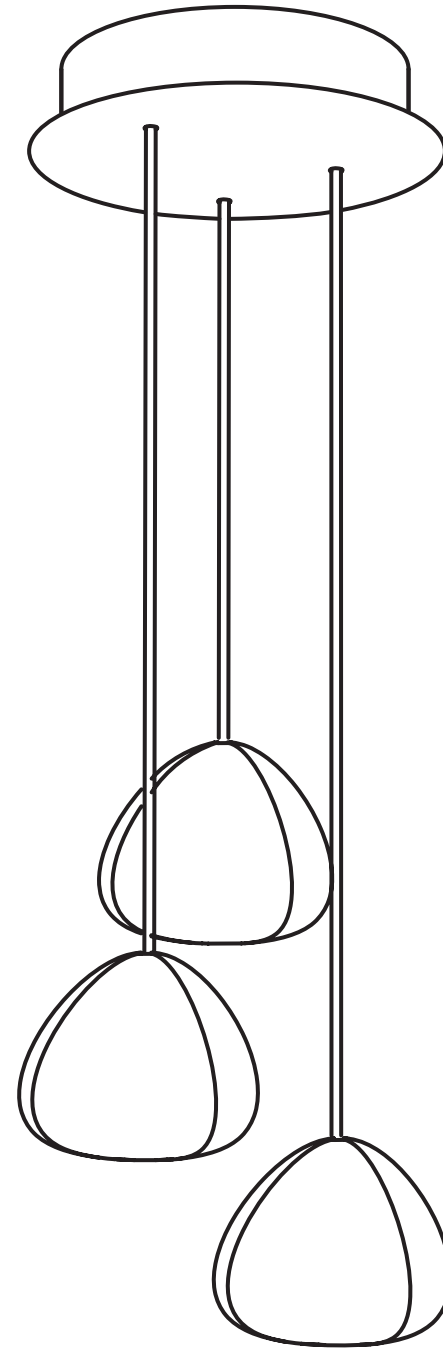
IT Conservare questa istruzione per la manutenzione | **UK** Keep these instructions for maintenance
FR Garder ces instructions pour l'entretien | **DE** Dies Wartungsanleitung ist aufzubewahren
PY Сохраните эту инструкцию по эксплуатации | عربي احتفظ بهذه الإرشادات للصيانة

TERZANI
LA LUCE PENSATA

Mizu 3 light pendant

0R03S-FE

0R03S-FEW



Design Nicolas Terzani

TERZANI
LA LUCE PENSATA

MIZU

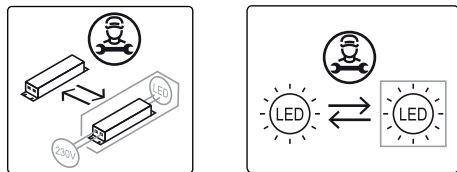
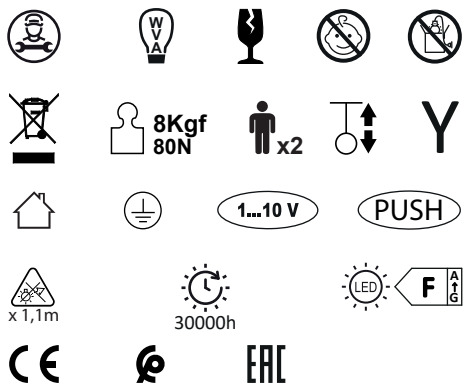
CODE 0R03S -- -- FE
3000K

CODE 0R03S -- -- FEW
2700K

220-240V ~ 50/60Hz MAX 4,5W

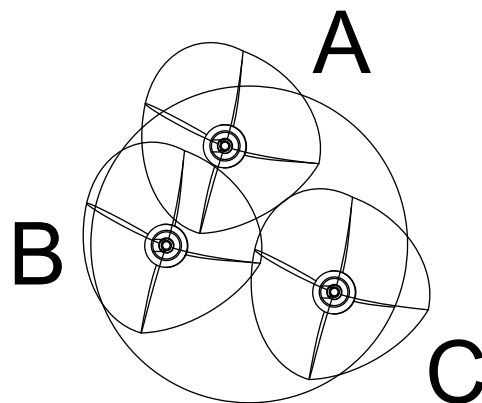
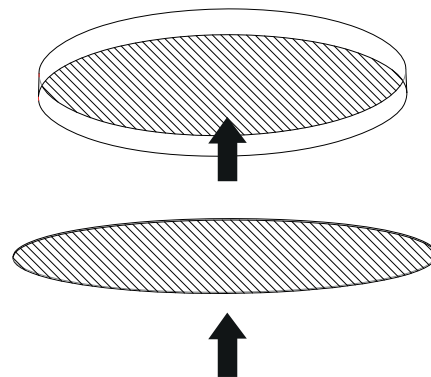
500mA 3xMAX 1,5W

integrated LED



FOLLOW THE LETTERS TO PLACE THE PENDANTS IN THE CORRECT POSITION

TOP VIEW:



FRONT VIEW





MIZU

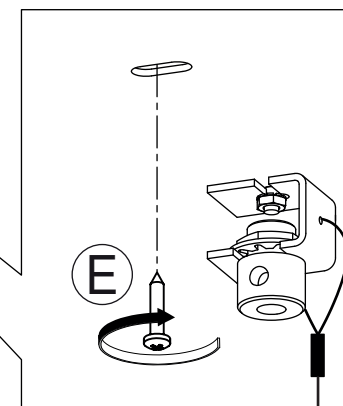
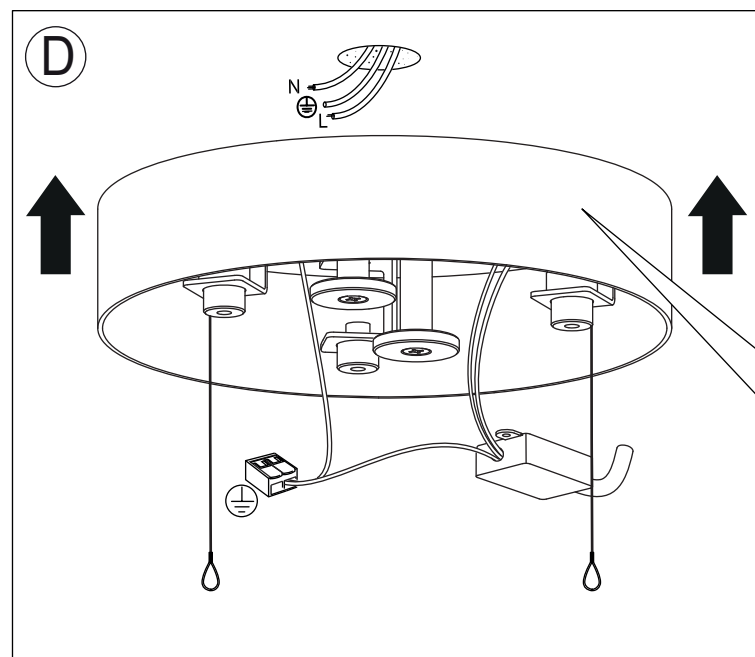
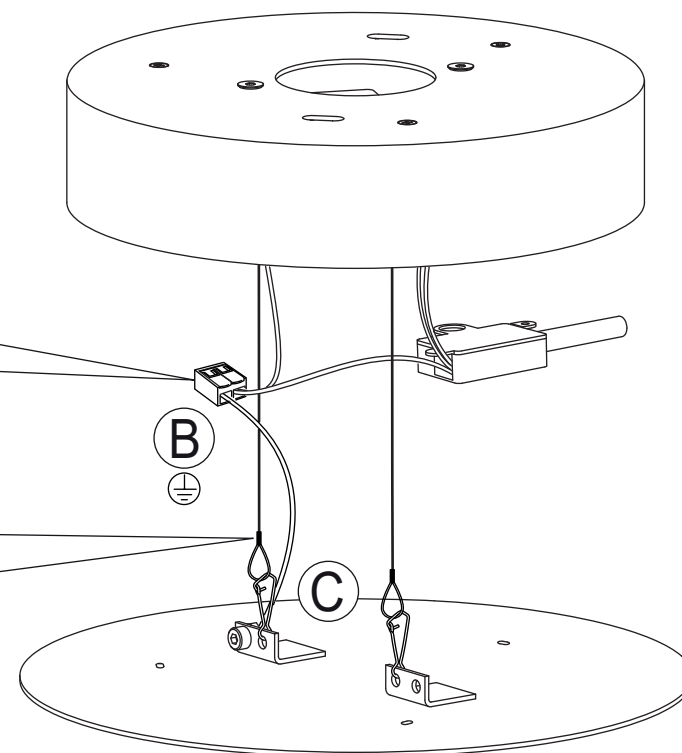
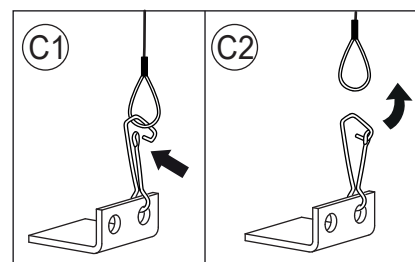
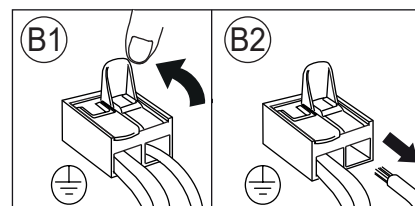

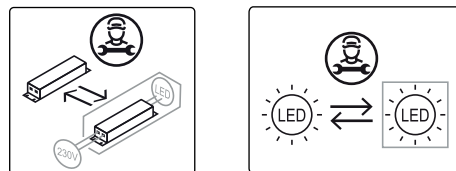

CODE 0R03S -- -- FE
3000K

CODE 0R03S -- -- FEW
2700K

220-240V ~ 50/60Hz MAX 4,5W

500mA 3xMAX 1,5W

integrated LED



TERZANI

LA LUCE PENSATA

MIZU

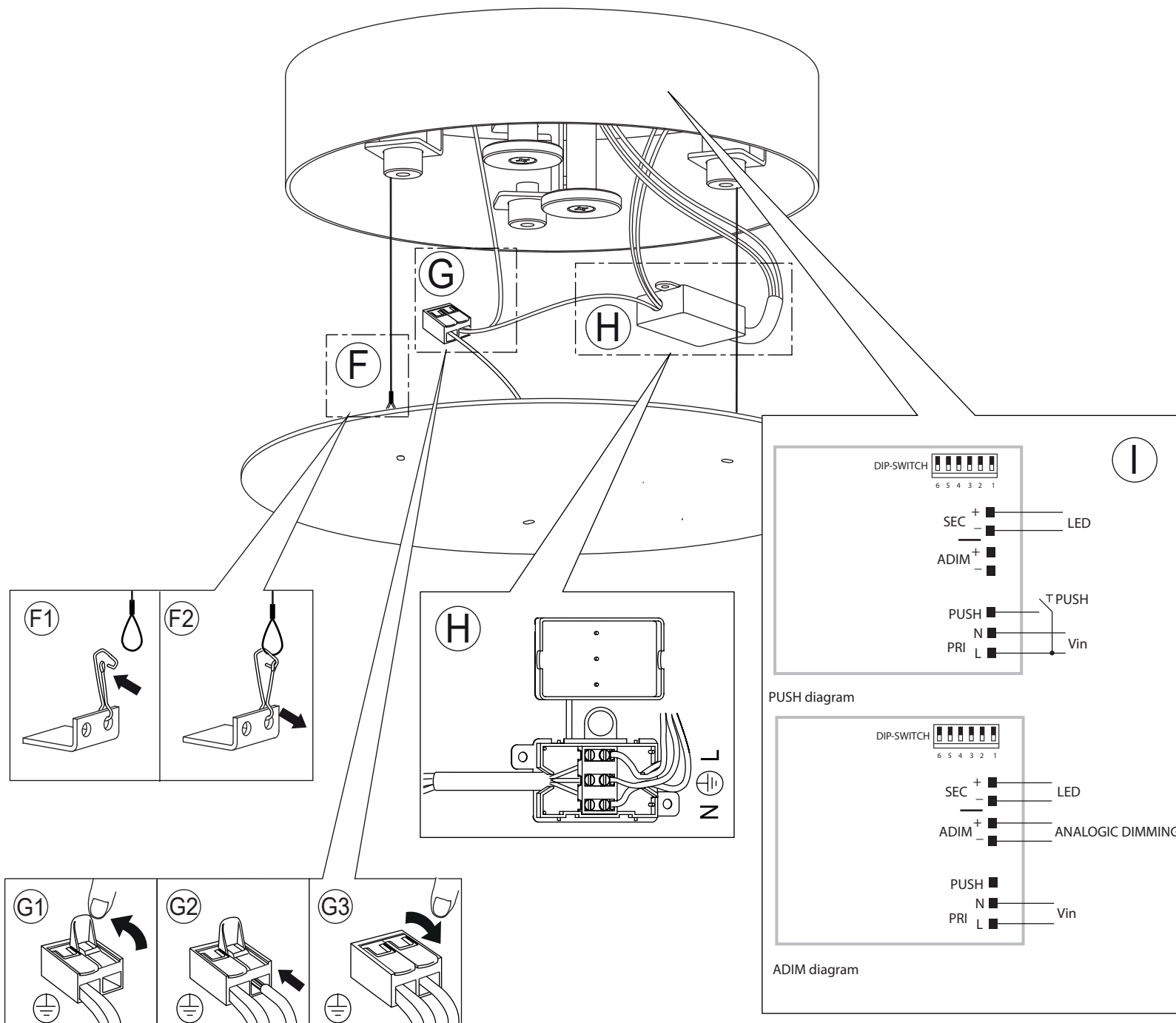
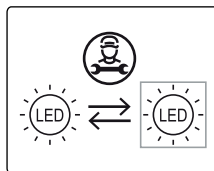
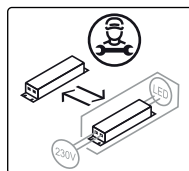
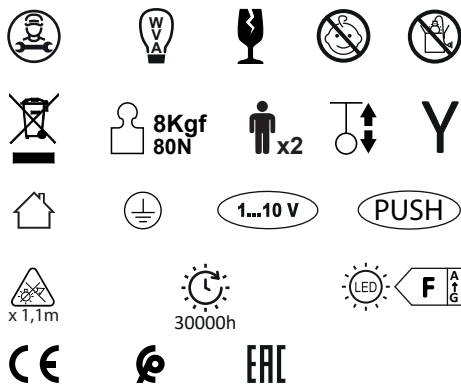
CODE 0R03S -- -- FE
3000K

CODE 0R03S -- -- FEW
2700K

220-240V ~ 50/60Hz MAX 4,5W

500mA 3xMAX 1,5W

integrated LED

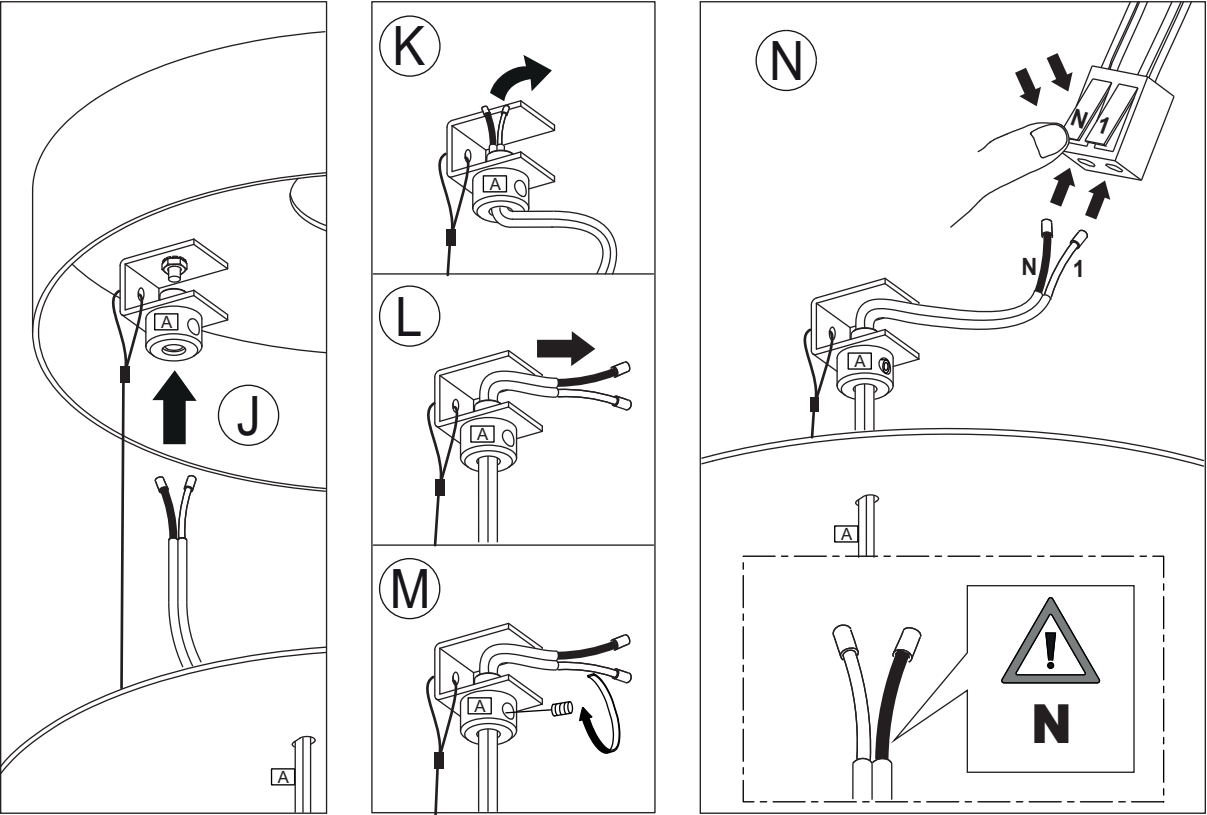


MIZU

CODE 0R03S -- -- FE
3000K

CODE 0R03S -- -- FEW
2700K

220-240V ~ 50/60Hz MAX 4,5W
500mA 3xMAX 1,5W
integrated LED



TERZANI
LA LUCE PENSATA

MIZU

CODE 0R03S -- -- FE
3000K

CODE 0R03S -- -- FEW
2700K

220-240V ~ 50/60Hz MAX 4,5W

500mA 3xMAX 1,5W

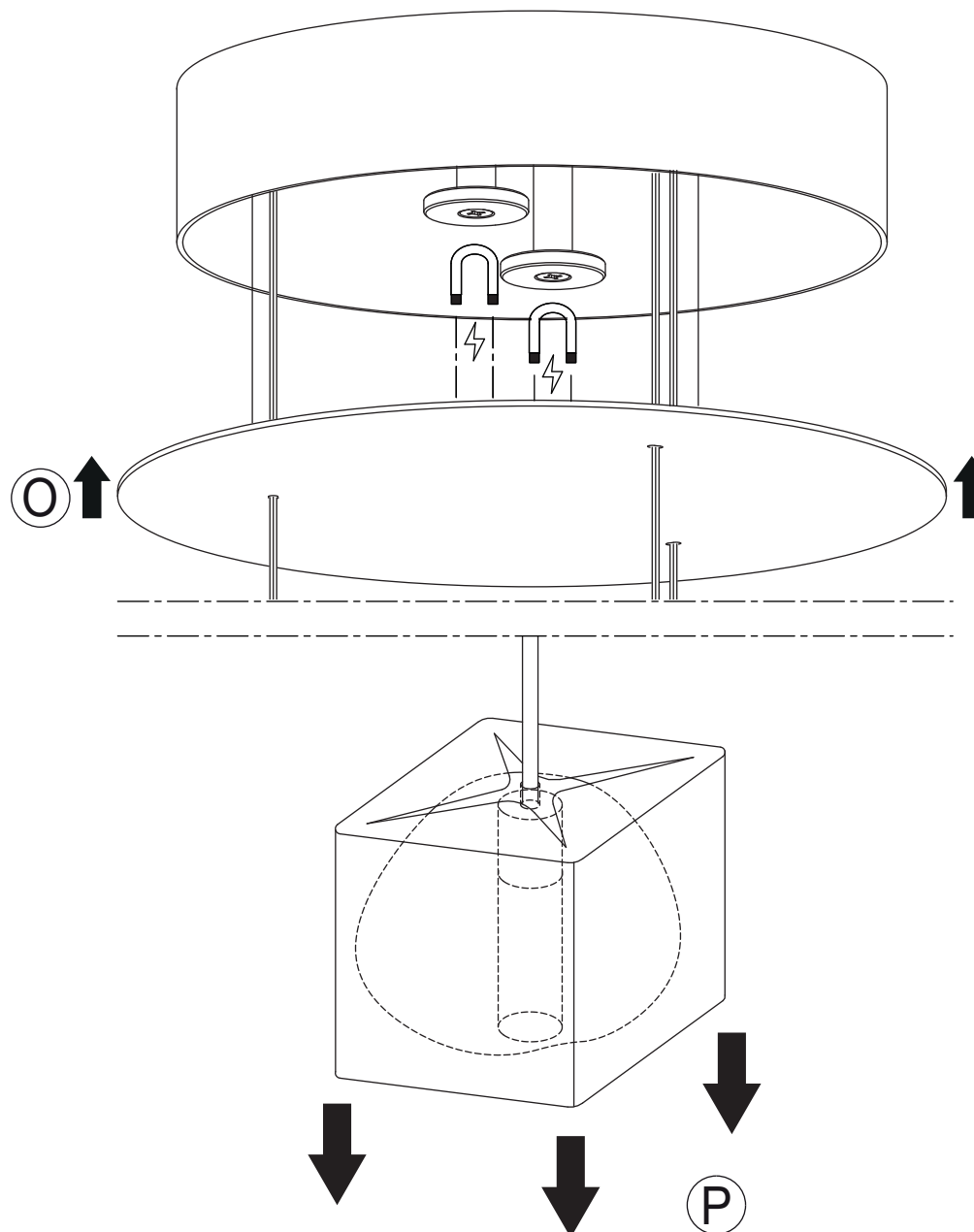
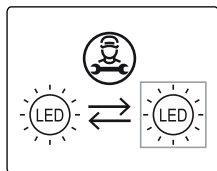
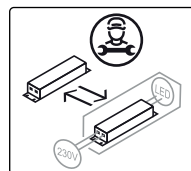
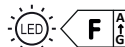
integrated LED



x 1,1m

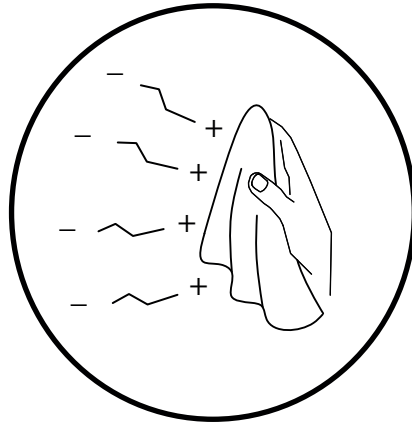


30000h




CLEANING INSTRUCTIONS

YES



- IT** Usare panno elettrostatico asciutto
UK Use dry electrostatic cloth
FR Utiliser un chiffon électrostatique sec
DE Verwenden sie ein trockenes elektrostattuch
PY Использовать сухую электростатическую ткань
عربي استخدم قطعة قماش جافة كهرباء

NO



- IT** Non usare prodotti chimici | Usare prodotti specifici solo per cristalli e vetri
UK Do not use chemical products | Use specific products only for crystals and glass
FR Ne pas utiliser des produits chimiques | N'utiliser des produits spécifiques que pur les cristaux et le verre
DE Verwenden Sie keine Chemikalien | Verwenden Sie bitte nur Glas-bzw Kristallreiniger
PY Нельзя использовать химикаты | Использовать только специальные средства для хрусталя и стекла
عربي لا تستخدم المنتجات الكيماوية | استعمل مواد مخصصة للكريستال والزجاج فقط



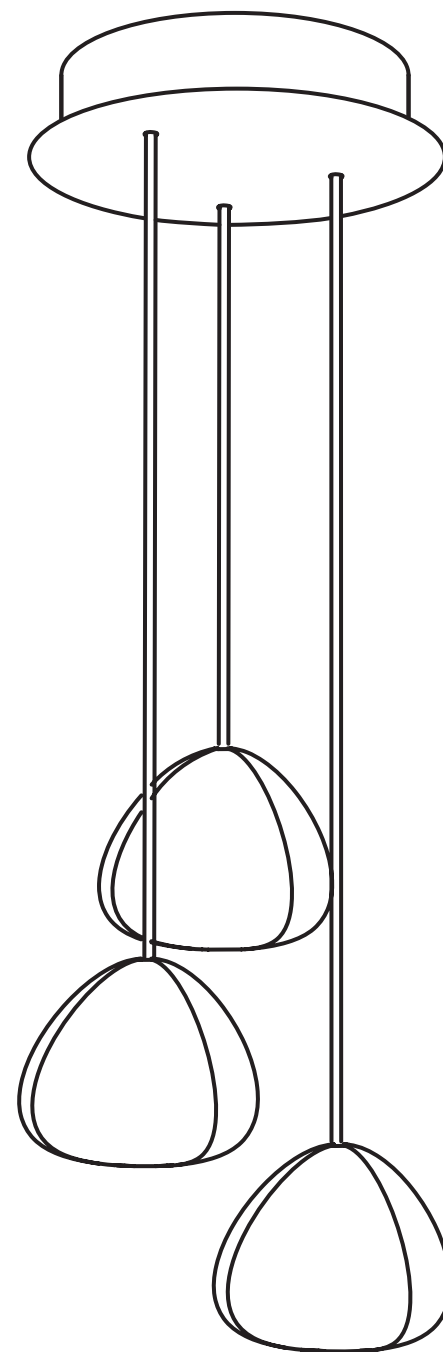
IT Conservare questa istruzione per la manutenzione | **UK** Keep these instructions for maintenance
FR Garder ces instructions pour l'entretien | **DE** Dies Wartungsanleitung ist aufzubewahren
PY Сохраните эту инструкцию по эксплуатации | عربي احتفظ بهذه الإرشادات للصيانة

TERZANI
LA LUCE PENSATA

Mizu 3 light pendant

0R03S-FED

0R03S-FEDW



Design Nicolas Terzani

TERZANI
LA LUCE PENSATA

MIZU

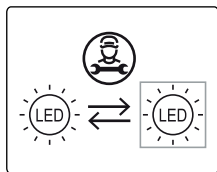
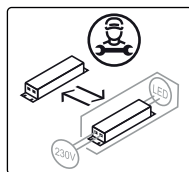
CODE 0R03S -- -- FED
3000K

CODE 0R03S -- -- FEDW
2700K

220-240V ~ 50/60Hz MAX 4,5W

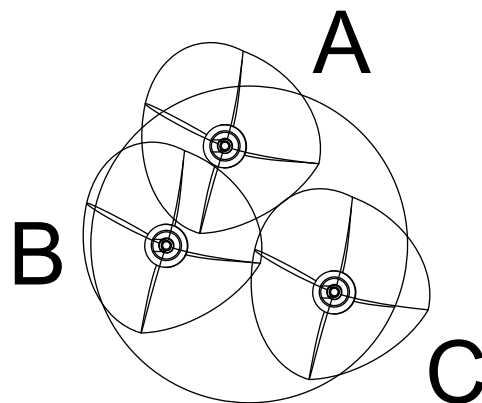
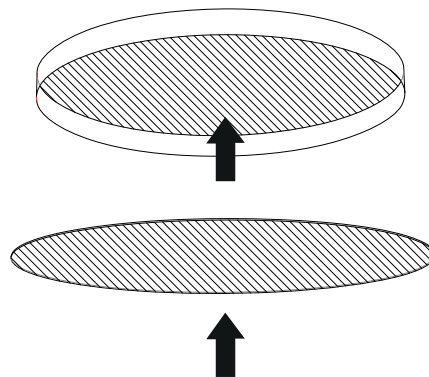
500mA 3xMAX 1,5W

integrated LED



FOLLOW THE LETTERS TO PLACE THE PENDANTS IN THE CORRECT POSITION

TOP VIEW:



FRONT VIEW





MIZU

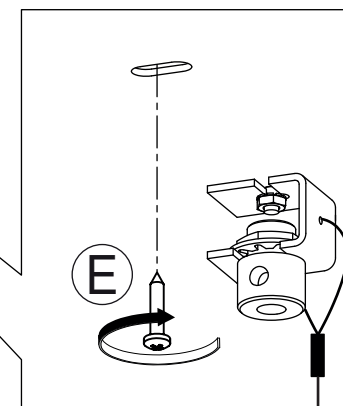
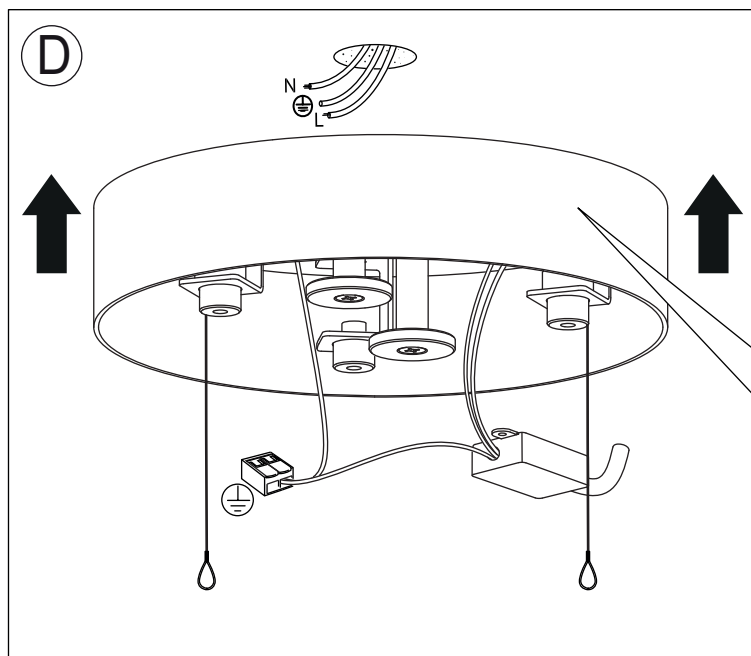
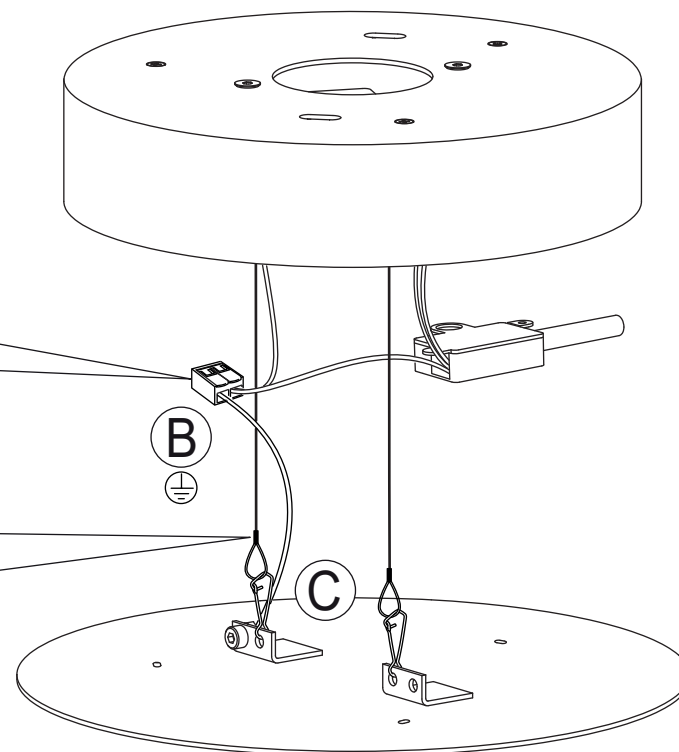
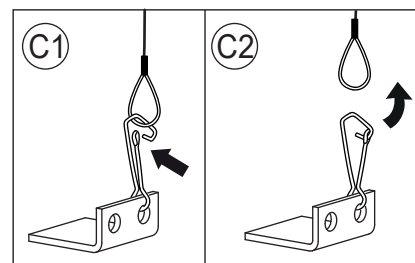
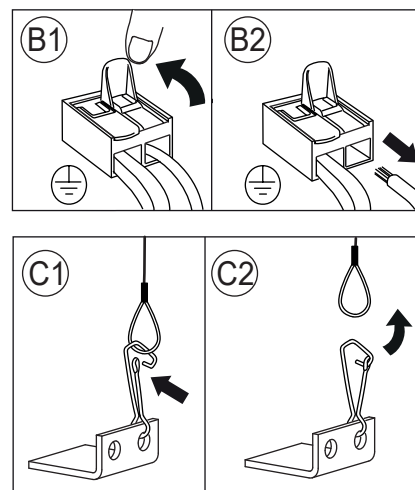
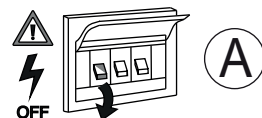
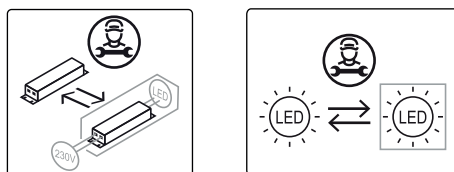

CODE 0R03S -- FED
3000K

CODE 0R03S -- FEDW
2700K

220-240V ~ 50/60Hz MAX 4,5W

500mA 3xMAX 1,5W

integrated LED



TERZANI
LA LUCE PENSATA

MIZU

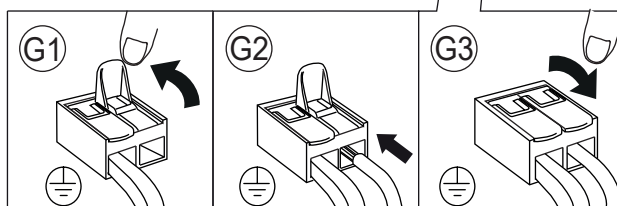
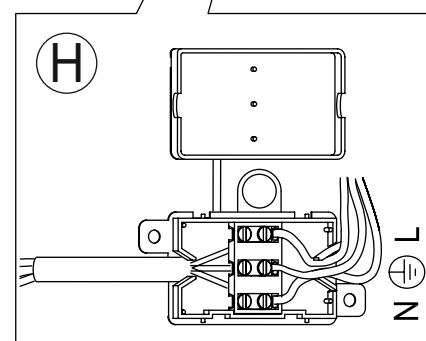
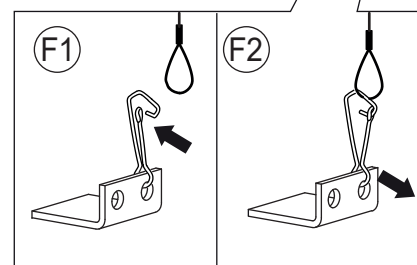
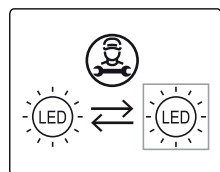
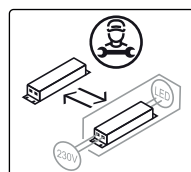
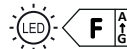
CODE 0R03S -- FED
3000K

CODE 0R03S -- FEDW
2700K

220-240V ~ 50/60Hz MAX 4,5W

500mA 3xMAX 1,5W

integrated LED



DALI diagram

DIP-SWITCH 4 3 2 1

SEC + - LED

NTC THERMAL SENSOR

DA2 DA1

PRI N L Vin

MIZU

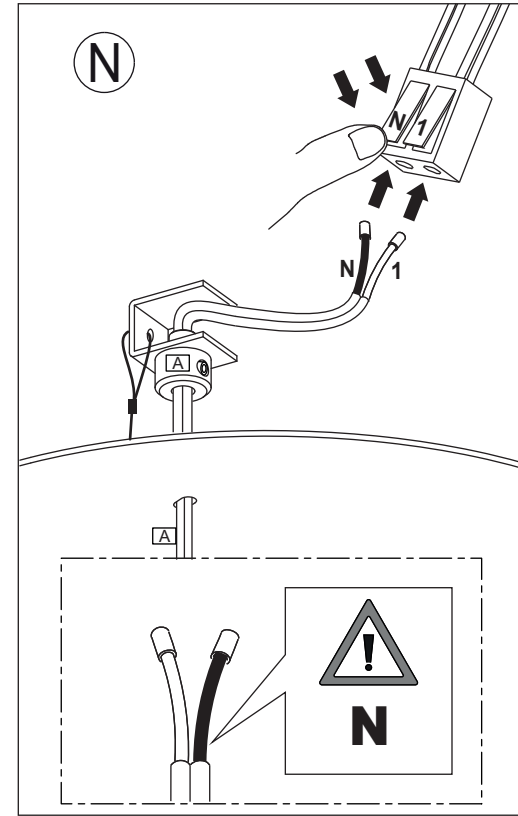
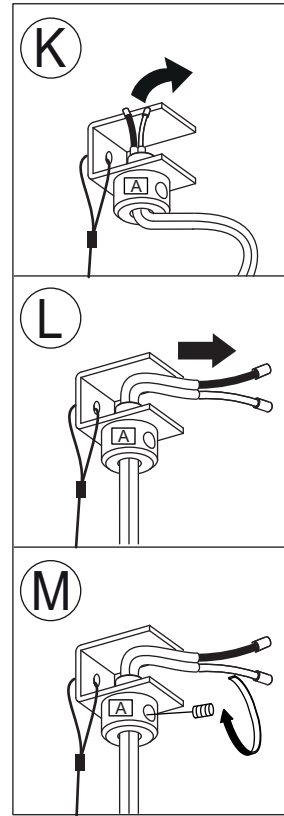
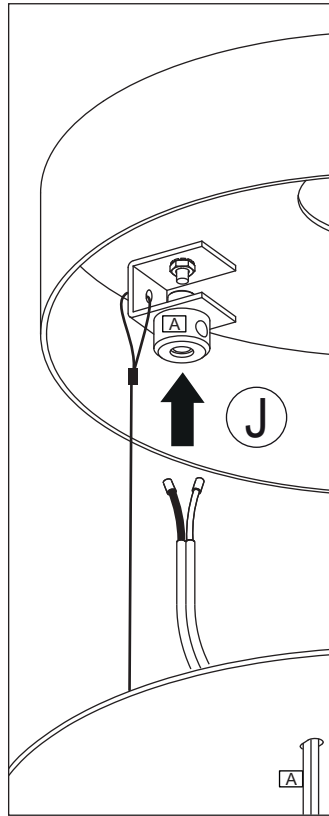
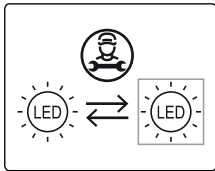
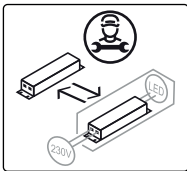
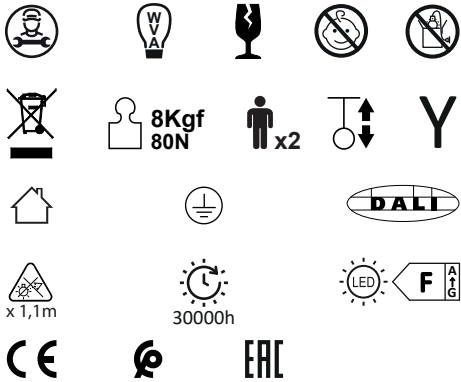
CODE 0R03S -- -- FED
3000K

CODE 0R03S -- -- FEDW
2700K

220-240V ~ 50/60Hz MAX 4,5W

500mA 3xMAX 1,5W

integrated LED





MIZU

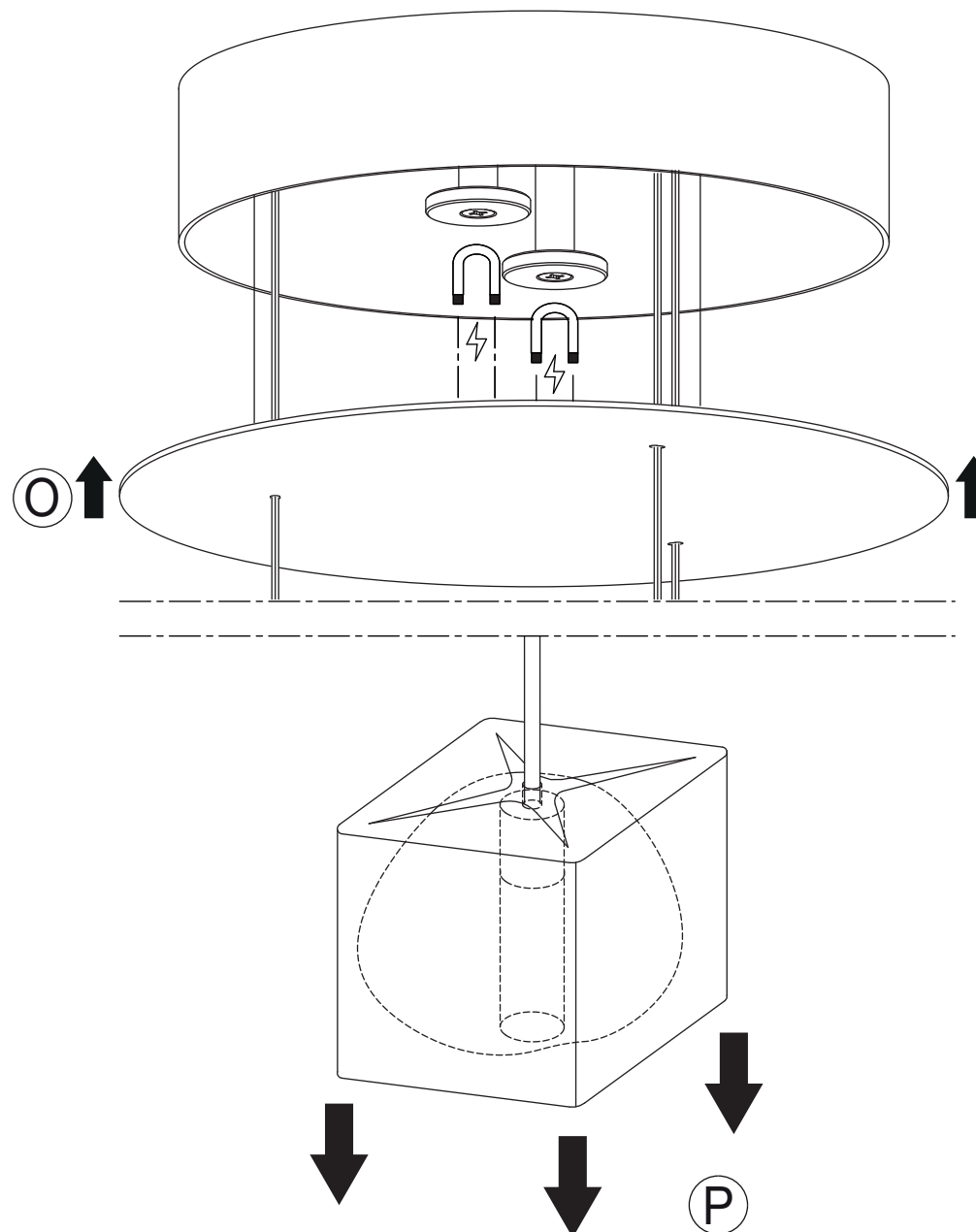

CODE 0R03S -- FED
3000K

CODE 0R03S -- FEDW
2700K

220-240V ~ 50/60Hz MAX 4,5W

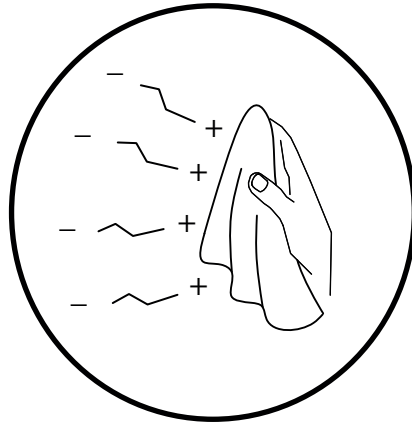
500mA 3xMAX 1,5W

integrated LED




CLEANING INSTRUCTIONS

YES



- IT** Usare panno elettrostatico asciutto
UK Use dry electrostatic cloth
FR Utiliser un chiffon électrostatique sec
DE Verwenden sie ein trockenes elektrostattuch
PY Использовать сухую электростатическую ткань
عربي استخدم قطعة قماش جافة كهرباء

NO



- IT** Non usare prodotti chimici | Usare prodotti specifici solo per cristalli e vetri
UK Do not use chemical products | Use specific products only for crystals and glass
FR Ne pas utiliser des produits chimiques | N'utiliser des produits spécifiques que pur les cristaux et le verre
DE Verwenden Sie keine Chemikalien | Verwenden Sie bitte nur Glas-bzw Kristallreiniger
PY Нельзя использовать химикаты | Использовать только специальные средства для хрусталя и стекла
عربي لا تستخدم المنتجات الكيماوية | استعمل مواد مخصصة للكريستال والزجاج فقط



IT Conservare questa istruzione per la manutenzione | **UK** Keep these instructions for maintenance
FR Garder ces instructions pour l'entretien | **DE** Dies Wartungsanleitung ist aufzubewahren
PY Сохраните эту инструкцию по эксплуатации | عربي احتفظ بهذه الإرشادات للصيانة