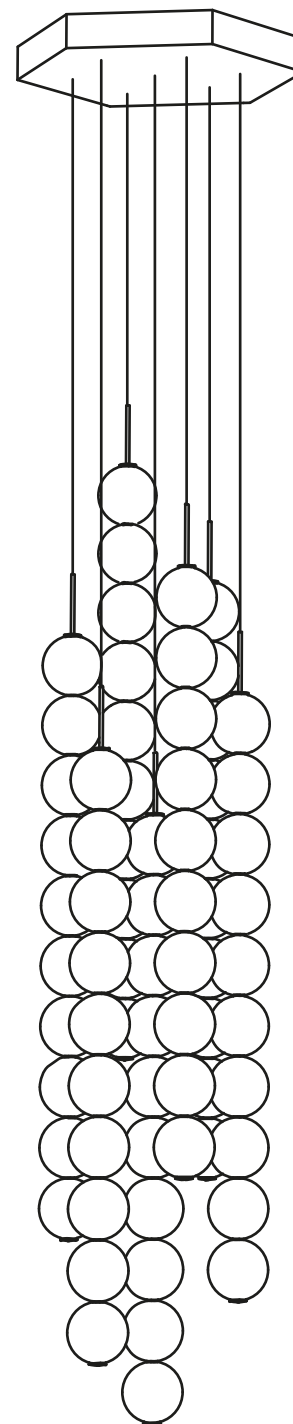


TERZANI
LA LUCE PENSATA

Abacus 7 medium round multi light pendant

0V07S-FP32



TERZANI
LA LUCE PENSATA

ABACUS

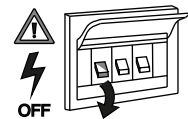
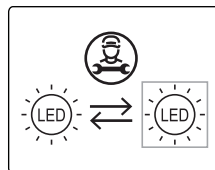
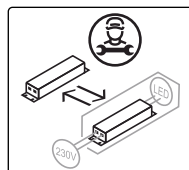

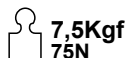
CODE 0V07S -- - FP32

220-240V ~ 50/60Hz MAX 50,4W

12Vdc 7xMAX 7,2W

integrated LED

3000K



A

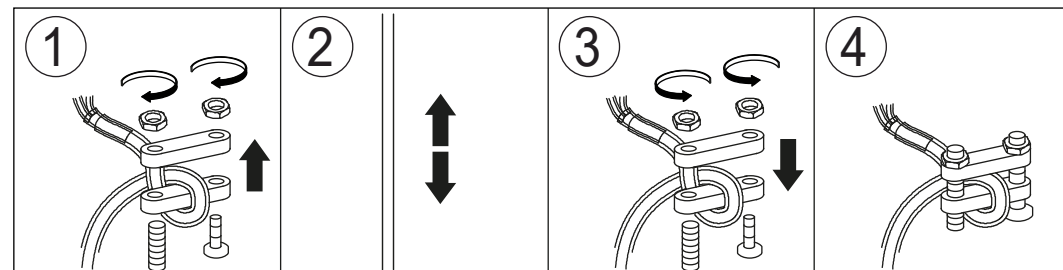
B
x3

C

C

N ⊥ L

B ⇌ **C**



TERZANI
LA LUCE PENSATA

ABACUS

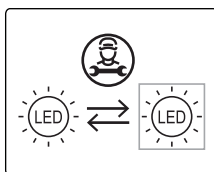
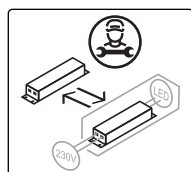
CODE 0V07S -- - FP32

220-240V ~ 50/60Hz MAX 50,4W

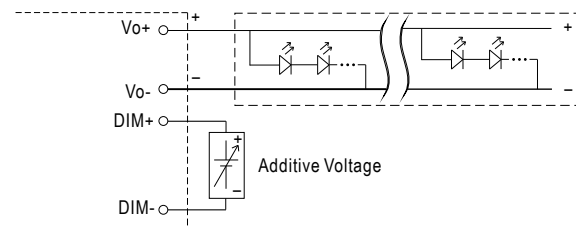
12Vdc 7xMAX 7,2W

integrated LED

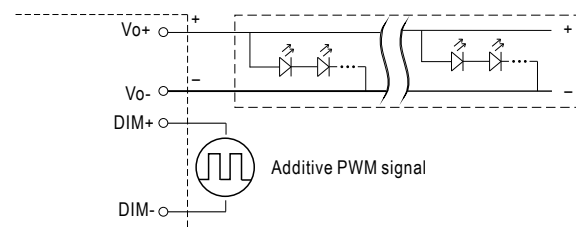
3000K



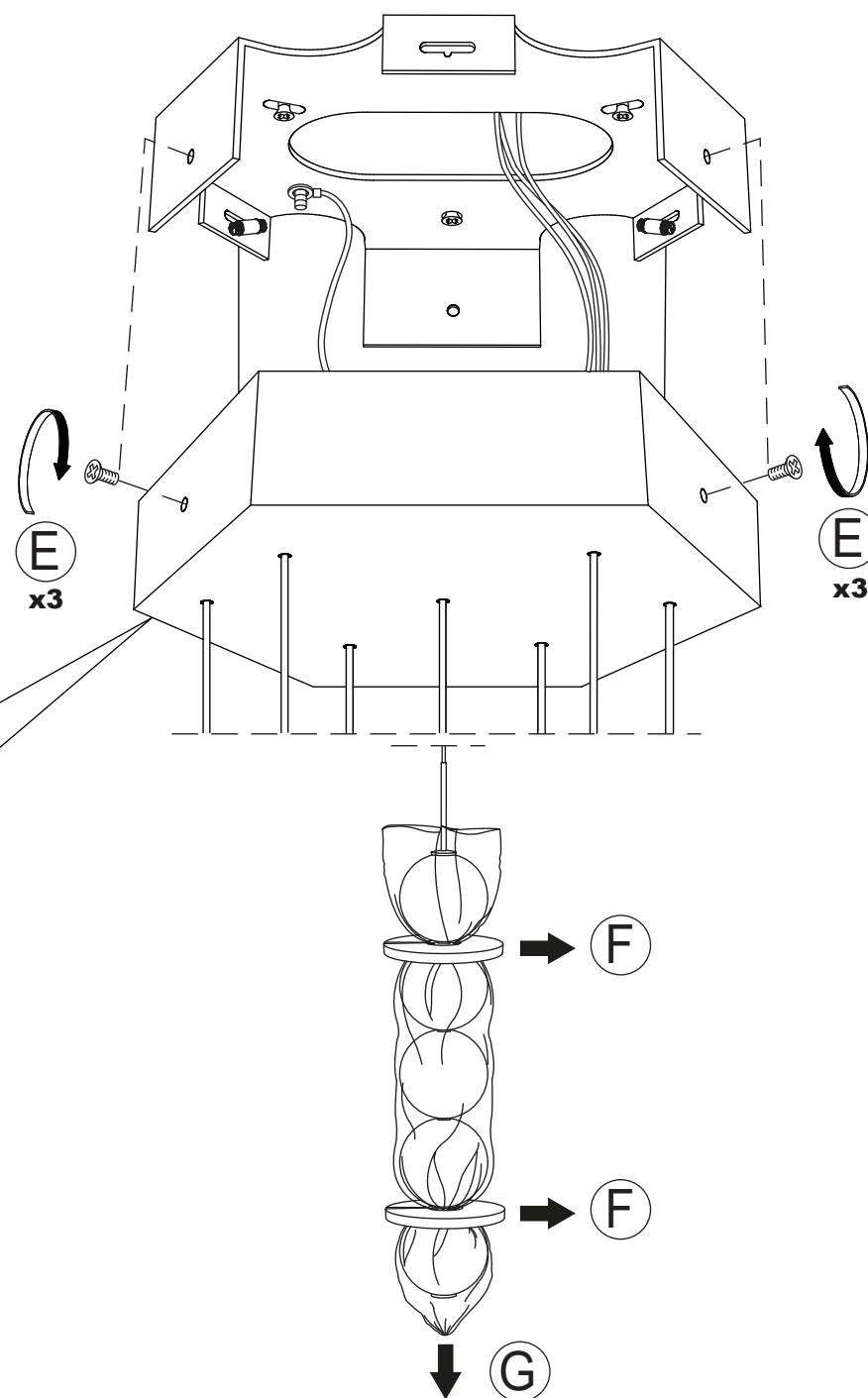
D



0...10 V diagram

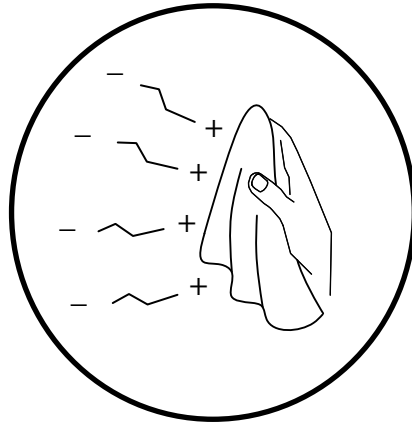


PWM diagram




CLEANING INSTRUCTIONS

YES



- IT** Usare panno elettrostatico asciutto
UK Use dry electrostatic cloth
FR Utiliser un chiffon électrostatique sec
DE Verwenden sie ein trockenes elektrostattuch
PY Использовать сухую электростатическую ткань
عربي استخدم قطعة قماش جافة كهرباء

NO



- IT** Non usare prodotti chimici | Usare prodotti specifici solo per cristalli e vetri
UK Do not use chemical products | Use specific products only for crystals and glass
FR Ne pas utiliser des produits chimiques | N'utiliser des produits spécifiques que pur les cristaux et le verre
DE Verwenden Sie keine Chemikalien | Verwenden Sie bitte nur Glas-bzw Kristallreiniger
PY Нельзя использовать химикаты | Использовать только специальные средства для хрусталя и стекла
عربي لا تستخدم المنتجات الكيماوية | استعمل مواد مخصصة للكريستال والزجاج فقط

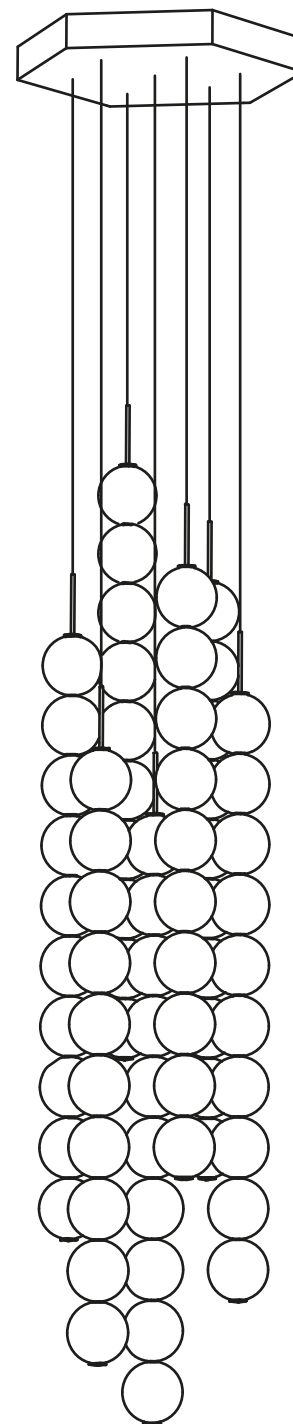


IT Conservare questa istruzione per la manutenzione | **UK** Keep these instructions for maintenance
FR Garder ces instructions pour l'entretien | **DE** Dies Wartungsanleitung ist aufzubewahren
PY Сохраните эту инструкцию по эксплуатации | عربي احتفظ بهذه الإرشادات للصيانة

TERZANI
LA LUCE PENSATA

Abacus 7 medium round multi light pendant

0V07S-FP32D



TERZANI
LA LUCE PENSATA

ABACUS

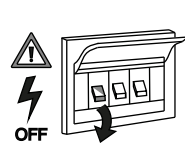
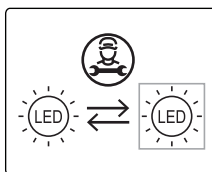
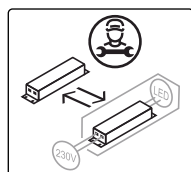
CODE 0V07S -- - FP32D

220-240V ~ 50/60Hz MAX 50,4W

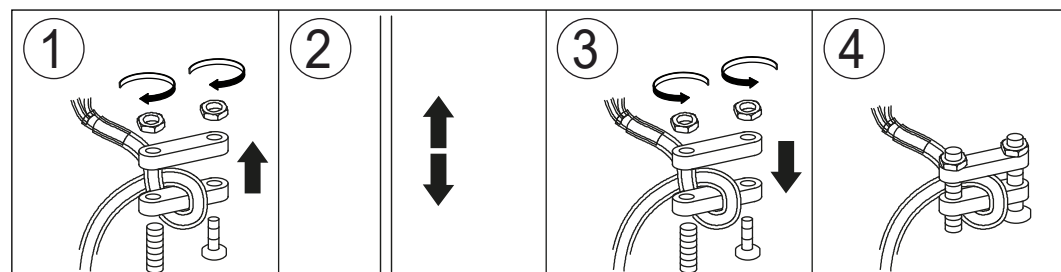
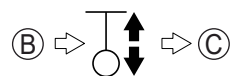
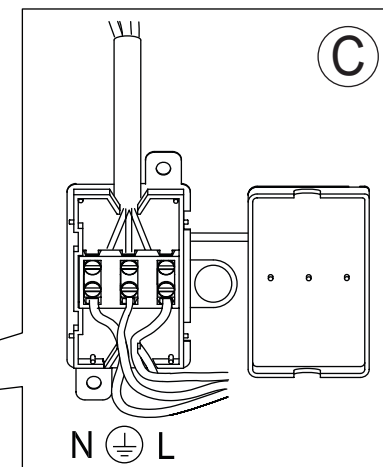
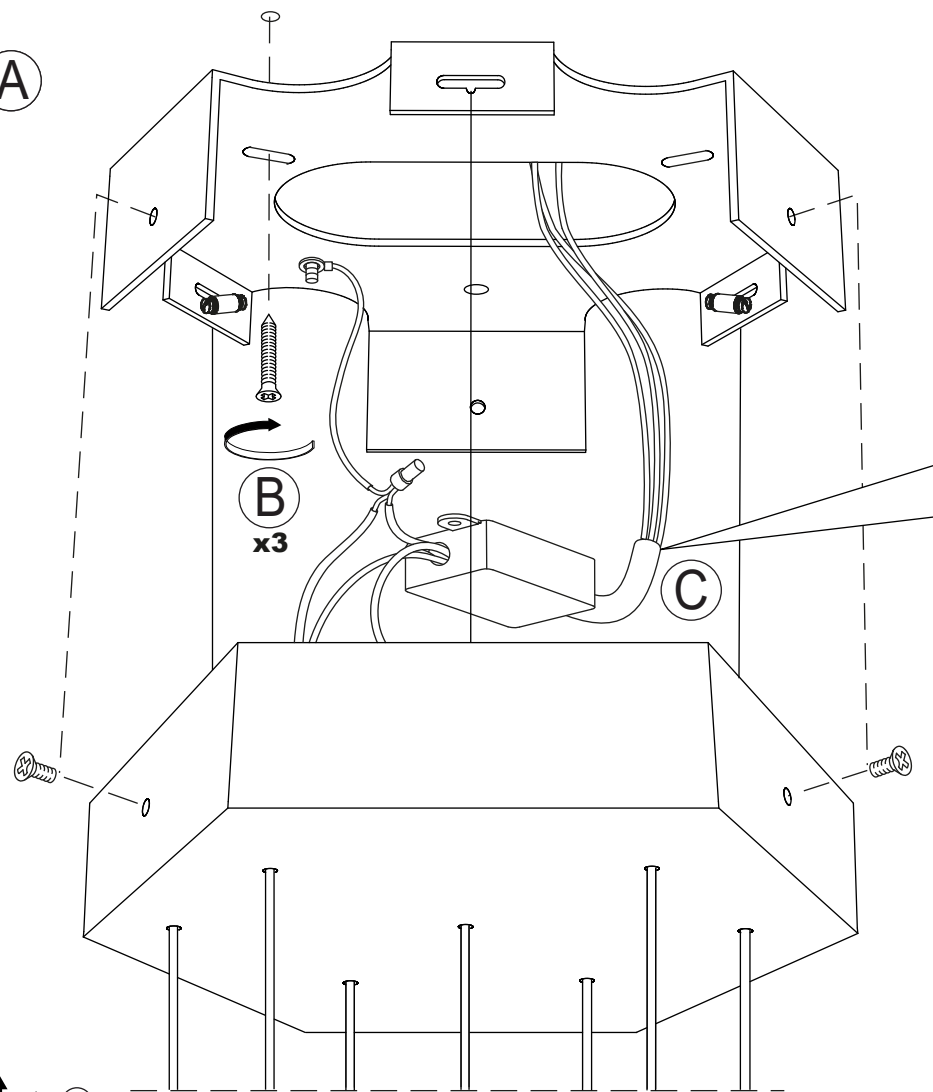
12Vdc 7xMAX 7,2W

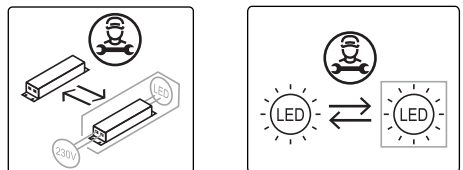
integrated LED

3000K



(A)





The diagram shows a DALI 24V LED driver module with the following connections:

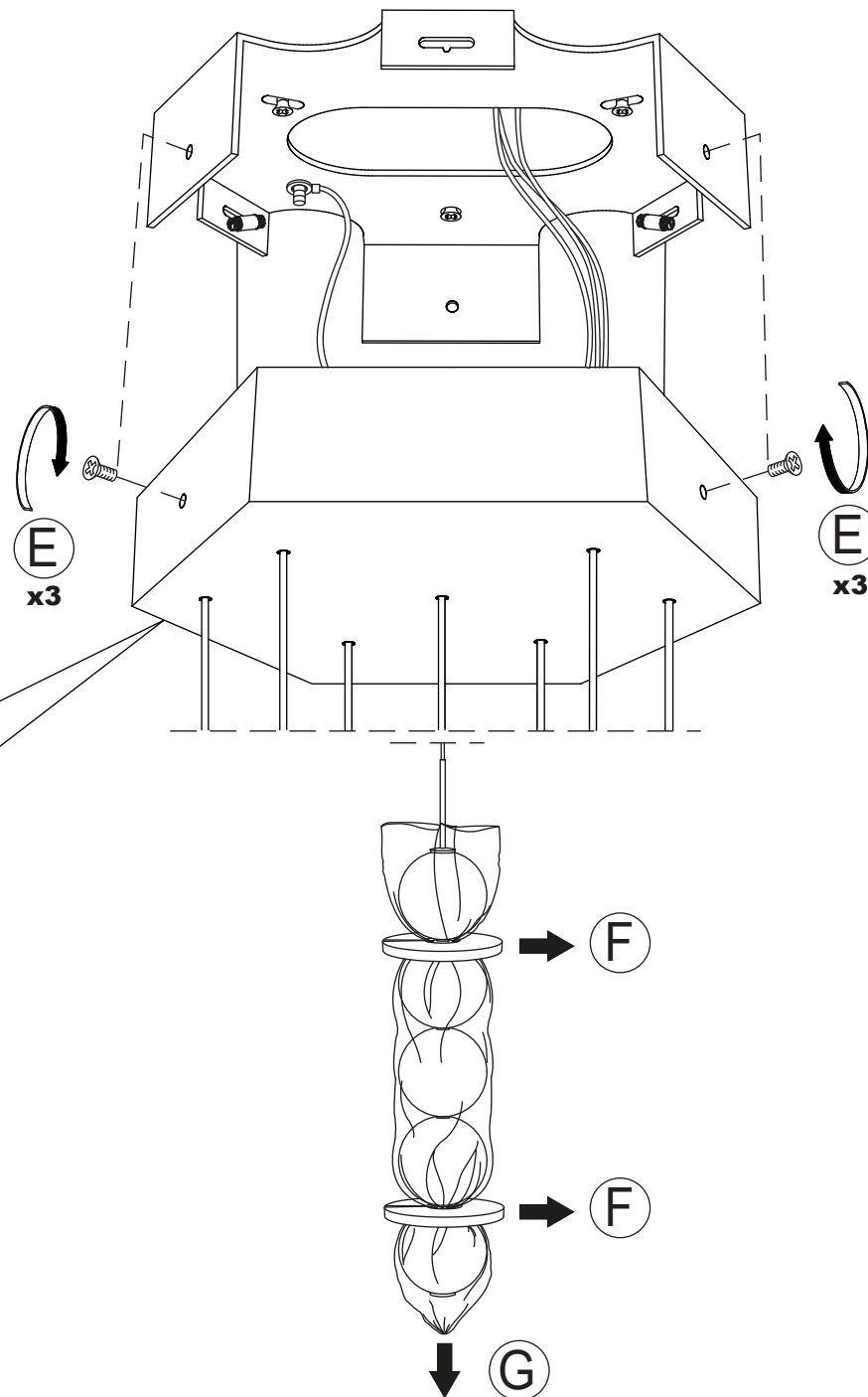
- Input (Left):**
 - LED - (Black wire)
 - LED + (Red wire)
 - 8-53 VDC + (Red wire)
 - 8-53 VDC - (Black wire)
- Output (Right):**
 - 0-10V (1-10V) - (Black wire)
 - 0-10V (1-10V) + (Red wire)
- Module Labels:**
 - OUT
 - L+
 - L-
 - DC IN
 - CE
 - RoHS
 - MADE IN ITALY
 - 1-10V DIMMING
 - DALI COMPLIANT
 - DIMM
 - D-
 - D+
 - DALT P2
 - DALT P1

The diagram shows a DALI 1-10V Dimming module with the following connections:

- LED -** connected to the **L₋** terminal.
- LED +** connected to the **L₊** terminal.
- 8-53 VDC +** connected to the **+** terminal.
- 8-53 VDC -** connected to the **-** terminal.
- 10Vdc + 250Vac DC+63Hz Pole 2** connected to the **D₊** terminal.
- 10Vdc + 250Vac DC+63Hz Pole 1** connected to the **D₋** terminal.

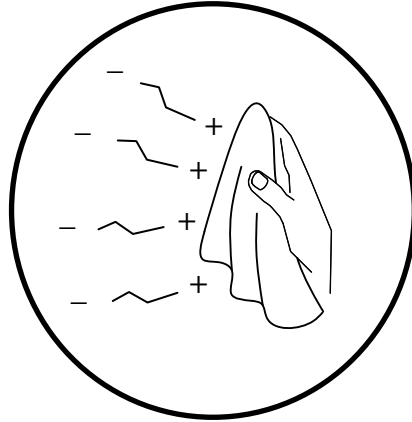
The module is labeled with the following text:

- L400MA04T1A01**
- CE** (Conformé Européen)
- RoHS** (Restriction of Hazardous Substances)
- 1-10V DIMMING**
- DALI** (Digital Addressable Lighting Interface)
- CONFIDENTIAL**




CLEANING INSTRUCTIONS

YES



- IT** Usare panno elettrostatico asciutto
UK Use dry electrostatic cloth
FR Utiliser un chiffon électrostatique sec
DE Verwenden sie ein trockenes elektrostattuch
PY Использовать сухую электростатическую ткань
عربي استخدم قطعة قماش جافة كهرباء

NO



- IT** Non usare prodotti chimici | Usare prodotti specifici solo per cristalli e vetri
UK Do not use chemical products | Use specific products only for crystals and glass
FR Ne pas utiliser des produits chimiques | N'utiliser des produits spécifiques que pur les cristaux et le verre
DE Verwenden Sie keine Chemikalien | Verwenden Sie bitte nur Glas-bzw Kristallreiniger
PY Нельзя использовать химикаты | Использовать только специальные средства для хрусталя и стекла
عربي لا تستخدم المنتجات الكيماوية | استعمل مواد مخصصة للكريستال والزجاج فقط



IT Conservare questa istruzione per la manutenzione | **UK** Keep these instructions for maintenance
FR Garder ces instructions pour l'entretien | **DE** Diese Wartungsanleitung ist aufzubewahren
PY Сохраните эту инструкцию по эксплуатации | عربي احتفظ بهذه الإرشادات للصيانة