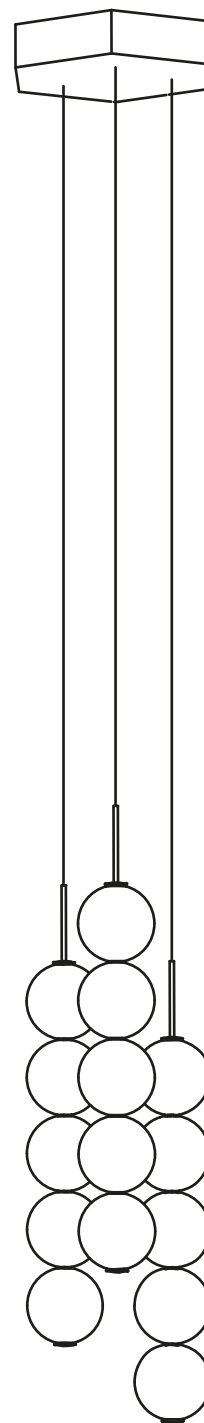


TERZANI
LA LUCE PENSATA

Abacus 3 small round multi light pendant
0V03S-FP1F



TERZANI
LA LUCE PENSATA

ABACUS


CODE 0V03S -- - FP1F

220-240V ~ 50/60Hz MAX 10,8W


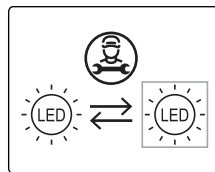
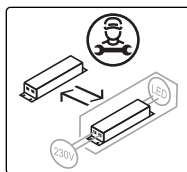
12Vdc 3xMAX 3,6W

integrated LED

3000K



30000h



(A)

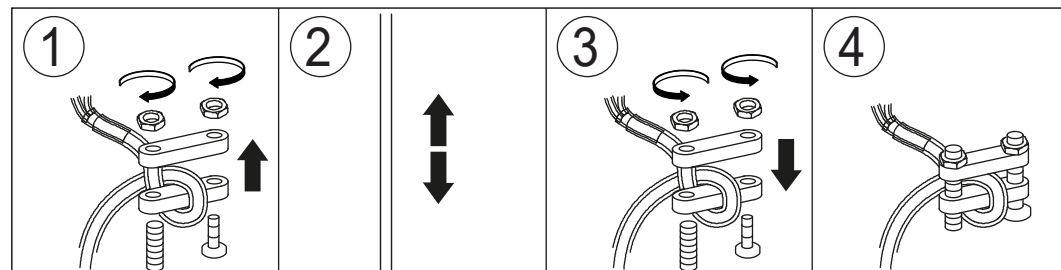
(B)
x3

(C)

(C)

N ⊥ L

(B) ⇌ ⇌ (C)



TERZANI
LA LUCE PENSATA

ABACUS

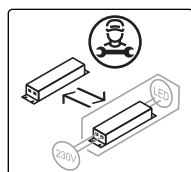
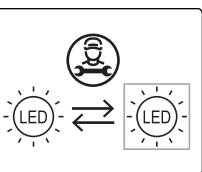

CODE 0V03S -- - FP1F

220-240V ~ 50/60Hz MAX 10,8W

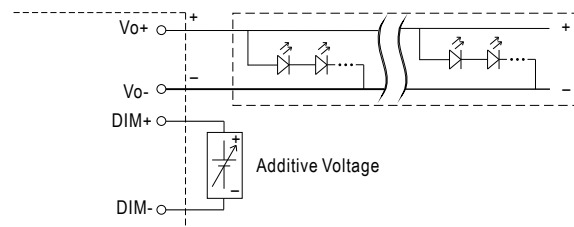
12Vdc 3xMAX 3,6W

integrated LED

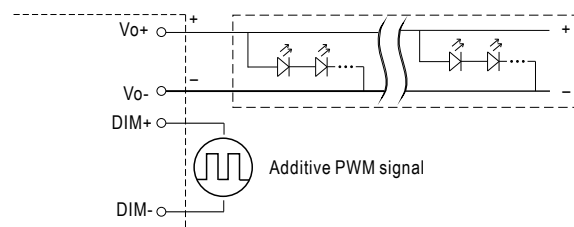
3000K



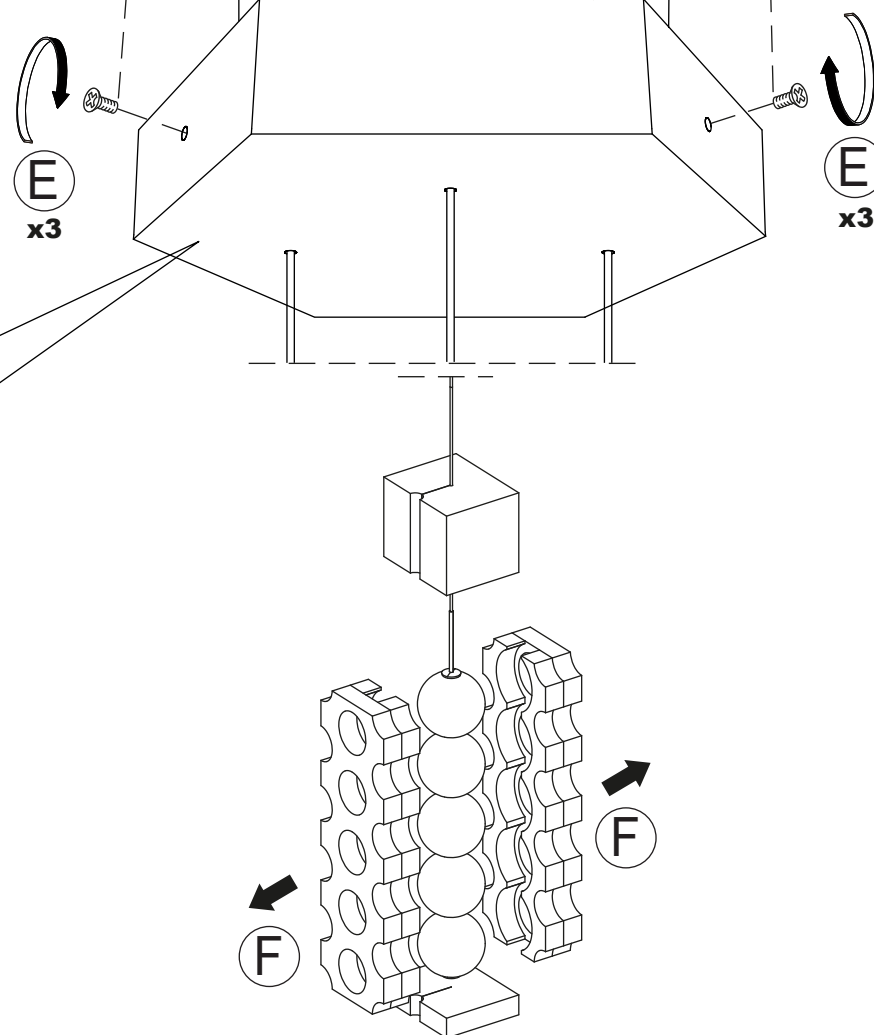
D



0...10 V diagram

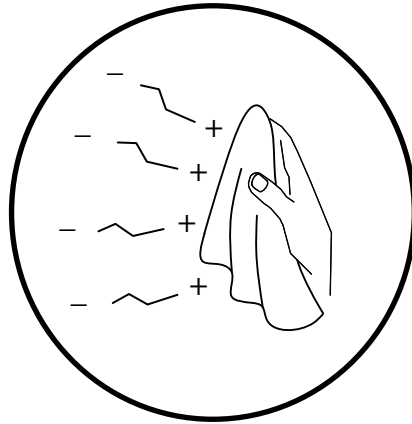


PWM diagram




CLEANING INSTRUCTIONS

YES



- IT** Usare panno elettrostatico asciutto
UK Use dry electrostatic cloth
FR Utiliser un chiffon électrostatique sec
DE Verwenden sie ein trockenes elektrostattuch
PY Использовать сухую электростатическую ткань
عربي استخدم قطعة قماش جافة كهرباء

NO



- IT** Non usare prodotti chimici | Usare prodotti specifici solo per cristalli e vetri
UK Do not use chemical products | Use specific products only for crystals and glass
FR Ne pas utiliser des produits chimiques | N'utiliser des produits spécifiques que pur les cristaux et le verre
DE Verwenden Sie keine Chemikalien | Verwenden Sie bitte nur Glas-bzw Kristallreiniger
PY Нельзя использовать химикаты | Использовать только специальные средства для хрусталя и стекла
عربي لا تستخدم المنتجات الكيماوية | استعمل مواد مخصصة للكريستال والزجاج فقط

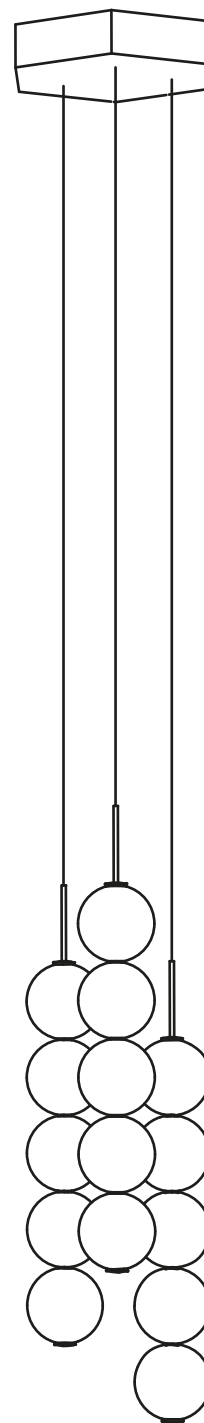


IT Conservare questa istruzione per la manutenzione | **UK** Keep these instructions for maintenance
FR Garder ces instructions pour l'entretien | **DE** Dies Wartungsanleitung ist aufzubewahren
PY Сохраните эту инструкцию по эксплуатации | عربي احتفظ بهذه الإرشادات للصيانة

TERZANI
LA LUCE PENSATA

Abacus 3 small round multi light pendant

0V03S-FP1FD



TERZANI
LA LUCE PENSATA

ABACUS

CODE 0V03S -- - FP1FD

220-240V ~ 50/60Hz MAX 10,8W

12Vdc 3xMAX 3,6W

integrated LED

3000K



2,5Kgf
25N



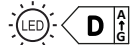
0/1...10 V

PUSH

100KΩ

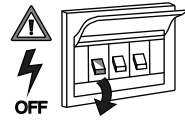
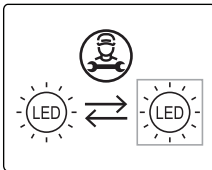
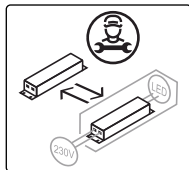


30000h



ERC

CB



A

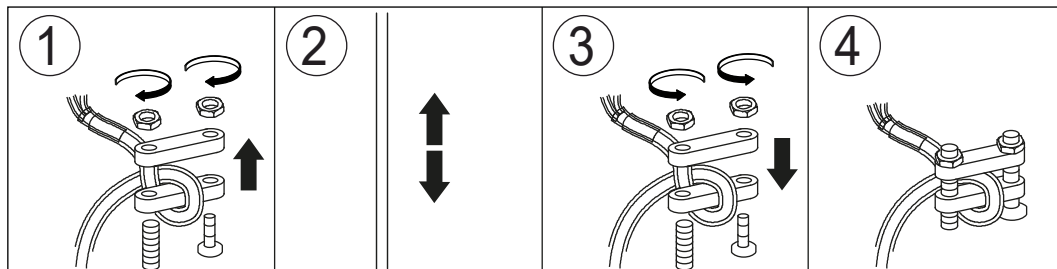
B
x3

C

C

N ⊕ L

B ⇒ ⇕ ⇒ C



TERZANI
LA LUCE PENSATA

ABACUS

CODE 0V03S -- - FP1FD

220-240V ~ 50/60Hz MAX 10,8W

12Vdc 3xMAX 3,6W

integrated LED

3000K



2,5Kgf
25N

x2



Z



0/1...10 V

PUSH

100KΩ

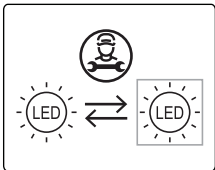
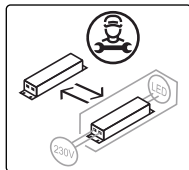


30000h



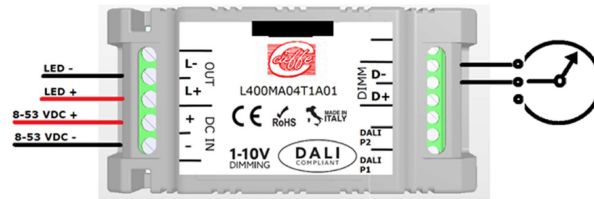
ERC

CB

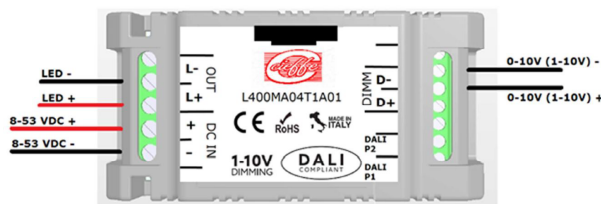


D

POTENTIOMETER MODE 100Kohm



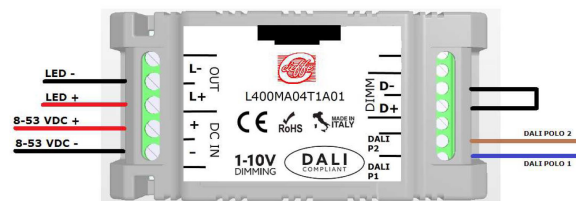
MODE 0-10V/1-10V PASSIVE



PUSH MODE



DALI MODE



E
x3

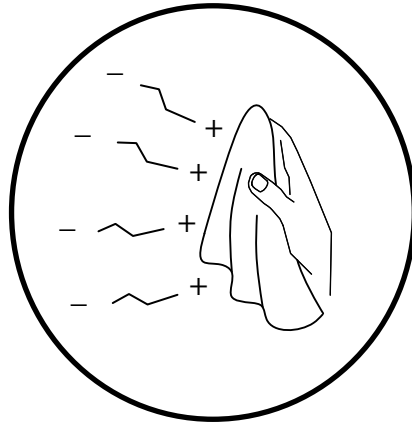
E
x3

F

F


CLEANING INSTRUCTIONS

YES



- IT** Usare panno elettrostatico asciutto
UK Use dry electrostatic cloth
FR Utiliser un chiffon électrostatique sec
DE Verwenden sie ein trockenes elektrostattuch
PY Использовать сухую электростатическую ткань
عربي استخدم قطعة قماش جافة كهرباء

NO



- IT** Non usare prodotti chimici | Usare prodotti specifici solo per cristalli e vetri
UK Do not use chemical products | Use specific products only for crystals and glass
FR Ne pas utiliser des produits chimiques | N'utiliser des produits spécifiques que pur les cristaux et le verre
DE Verwenden Sie keine Chemikalien | Verwenden Sie bitte nur Glas-bzw Kristallreiniger
PY Нельзя использовать химикаты | Использовать только специальные средства для хрусталя и стекла
عربي لا تستخدم المنتجات الكيماوية | استعمل مواد مخصصة للكريستال والزجاج فقط



IT Conservare questa istruzione per la manutenzione | **UK** Keep these instructions for maintenance
FR Garder ces instructions pour l'entretien | **DE** Dies Wartungsanleitung ist aufzubewahren
PY Сохраните эту инструкцию по эксплуатации | عربي احتفظ بهذه الإرشادات للصيانة