

Core, Eruption *of Light.*

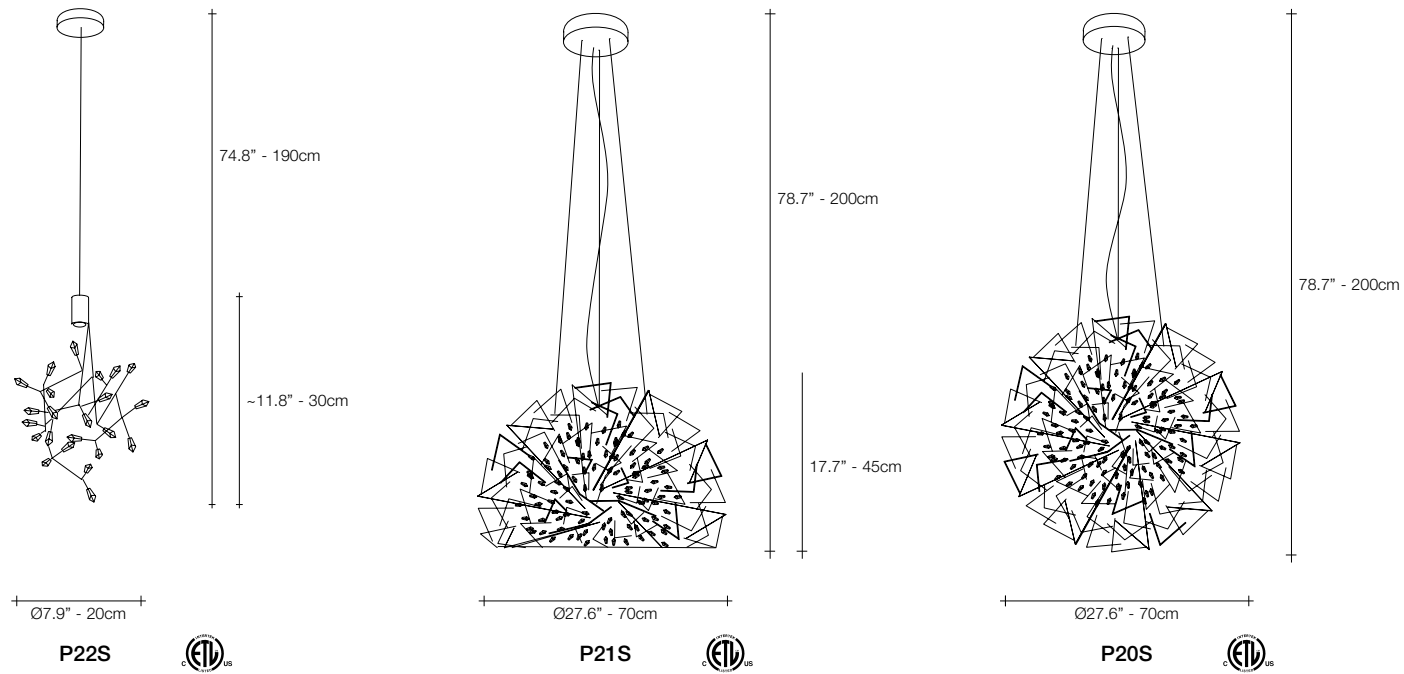
Core is reminiscent of the natural energy at the heart of our world. Like bright lava seeping through the earth's crust, vibrant spheres of faceted glass break through the iron surface of this pendant. Forcing light to pass through this metal structure results in a powerful, vibrant exchange of forces light and shadow erupt across the room, as the light pours through, as the light itself emits an organic radiance. Design Christian Lava.













NICKEL
CLEAR GLASS



BLACK NICKEL
CLEAR GLASS



GOLD PLATED
CLEAR GLASS

LIGHT SOURCE		P22S	LIGHT SOURCE		P21S	P20S
120V		Replaceable		Replaceable	18W	18W
		LED module		LED module	1640lm	1640lm
		3000K		CRI 90 3000K	1570lm	1570lm
		2700K		2700K		
	Dimmable		no	Dimmable		1-10V PUSH

Core can be manufactured to work with 3000K or 2700K LED. Different dimming options on request

