

## Core, eruption of light.

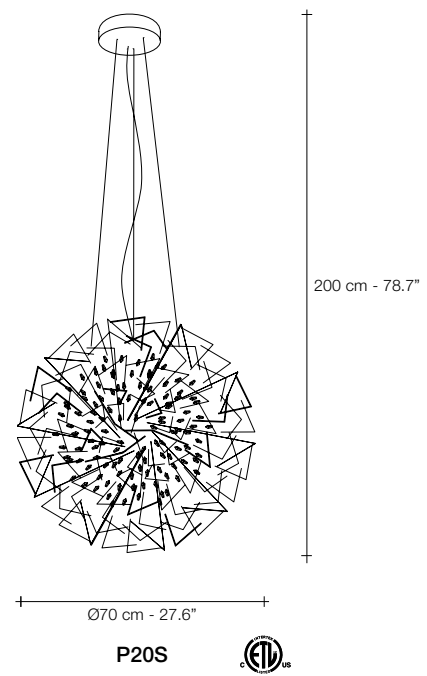
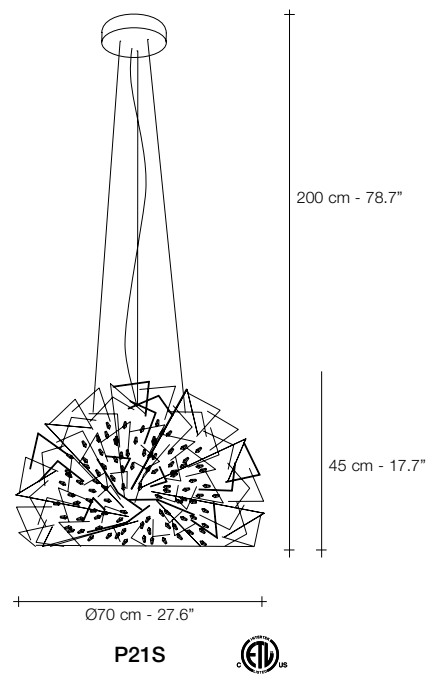
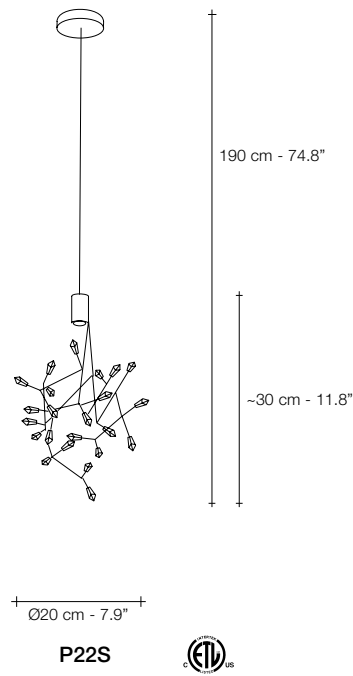
Core, designed by Christian Lava, is reminiscent of the natural energy at the heart of our world. Like bright lava seeping through the earth's crust, vibrant spheres of faceted glass break through the iron surface of this pendant. Forcing light to pass through this metal structure results in a powerful, vibrant exchange of forces; light and shadow erupt across the room, and the led light pours through, as the light itself emits an organic radiance. Available in nickel, black nickel, and gold plated finishes. Design Christian Lava.











NICKEL PLATED | CLEAR GLASS



BLACK NICKEL PLATED | CLEAR GLASS



GOLD PLATED | CLEAR GLASS

230V		P22S		P21S		P20S	
	Replaceable LED module	2.1W	18W	18W	18W	18W	18W
	3000K   2700K	194 lm   172 lm	1640 lm   1570 lm	1640 lm   1570 lm	1640 lm   1570 lm	1640 lm   1570 lm	1640 lm   1570 lm
	Dimmable	no	1-10V PUSH/DALI	1-10V PUSH/DALI	1-10V PUSH/DALI	1-10V PUSH/DALI	1-10V PUSH/DALI
120V		P22S		P21S		P20S	
	Replaceable LED module	2.1W	18W	18W	18W	18W	18W
	3000K   2700K	194 lm   172 lm	1640 lm   1570 lm	1640 lm   1570 lm	1640 lm   1570 lm	1640 lm   1570 lm	1640 lm   1570 lm
	Dimmable	no	1-10V PUSH	1-10V PUSH	1-10V PUSH	1-10V PUSH	1-10V PUSH

Core available with integrated LED 3000K or 2700K. Different dimming options on request.

